























# Constantine Parish

## Housing Needs Survey

### **Appendix 1 - Results Data (non-personal)**

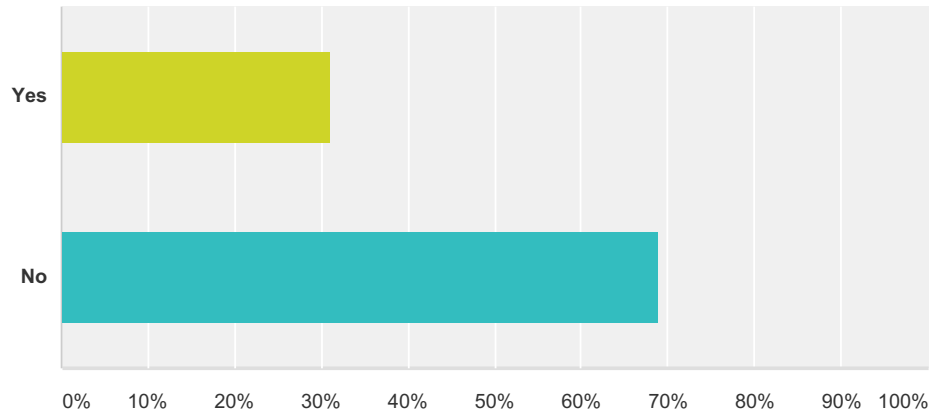
# Constantine Parish

## Housing Needs Survey

### **Appendix 1 - Results Data (non-personal)**

### Q1 Does a member of your household require Affordable Housing?

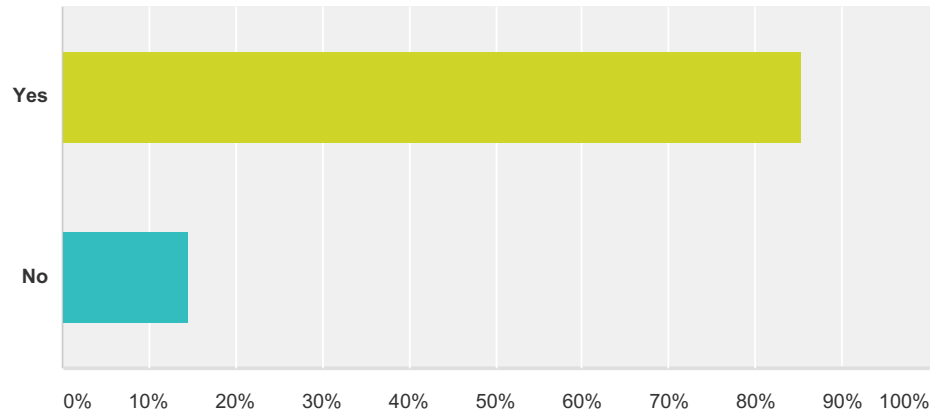
Answered: 90 Skipped: 0



Answer Choices	Responses	
Yes	31.11%	28
No	68.89%	62
<b>Total</b>		<b>90</b>

## Q2 Does a member of your household live in the Parish?

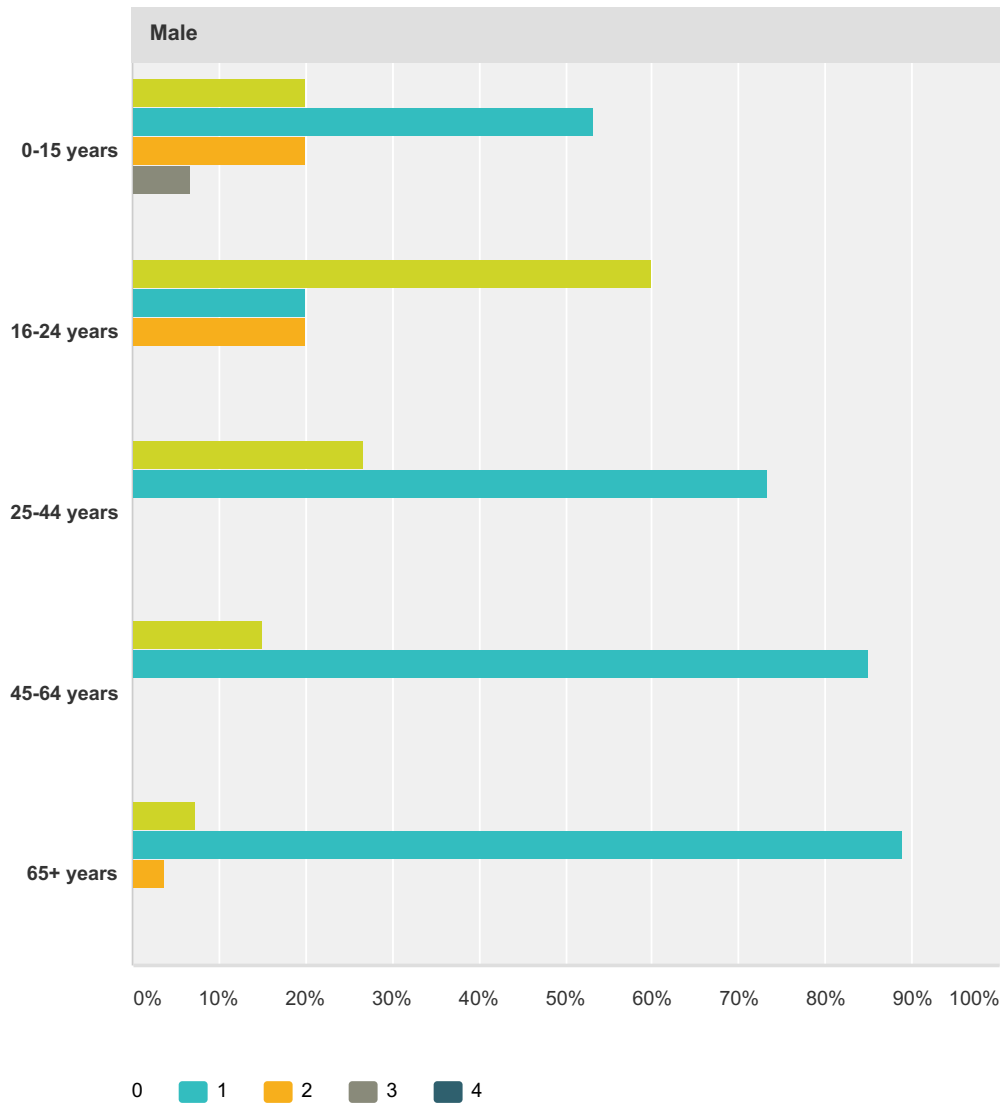
Answered: 62 Skipped: 28



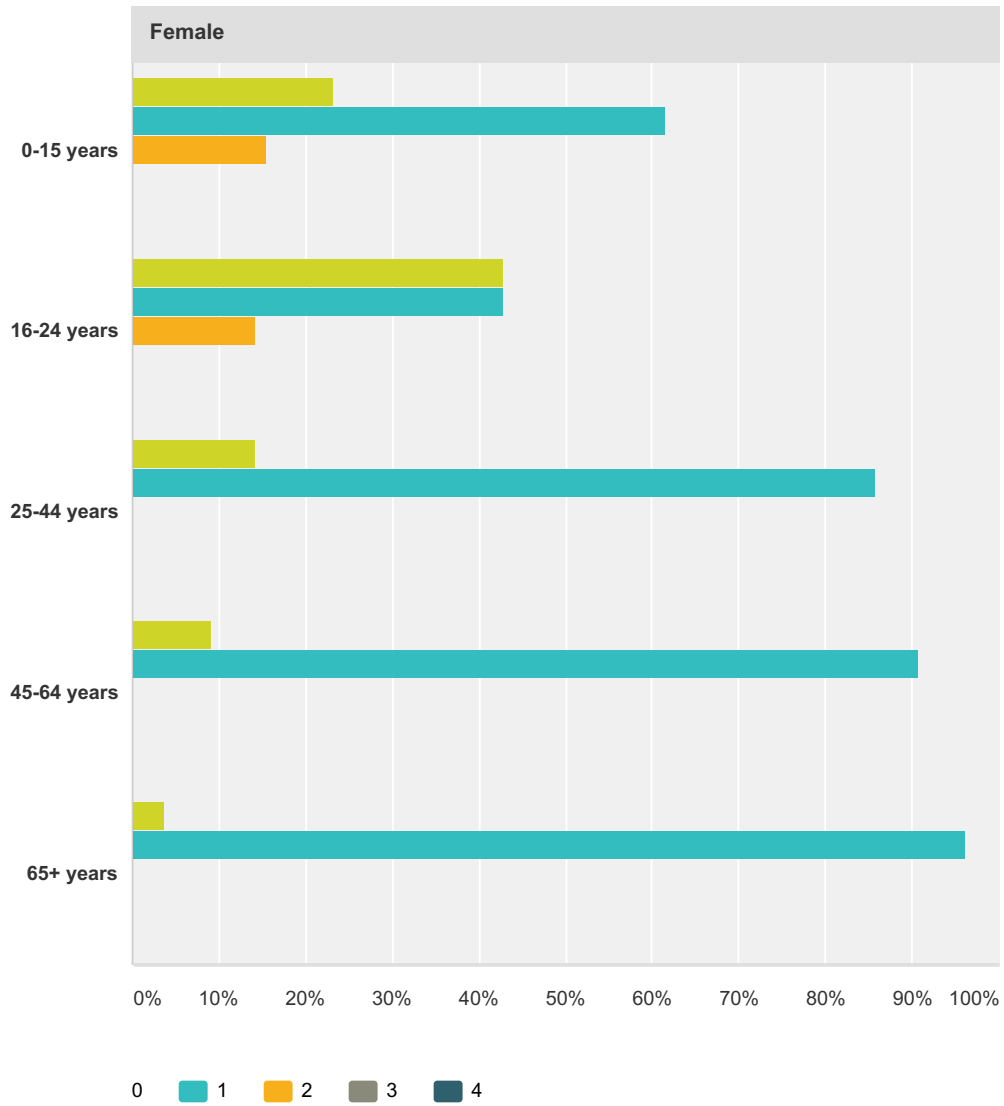
Answer Choices	Responses	
Yes	85.48%	53
No	14.52%	9
<b>Total</b>		<b>62</b>

**Q3 Please provide the number of people in the relevant age groups in your household below:**

Answered: 59 Skipped: 31



# Constantine Community Land Trust Local Housing Needs Survey



Male							
	0	1	2	3	4	Total	
0-15 years	20.00% 3	53.33% 8	20.00% 3	6.67% 1	0.00% 0	15	
16-24 years	60.00% 3	20.00% 1	20.00% 1	0.00% 0	0.00% 0	5	
25-44 years	26.67% 4	73.33% 11	0.00% 0	0.00% 0	0.00% 0	15	
45-64 years	15.00% 3	85.00% 17	0.00% 0	0.00% 0	0.00% 0	20	
65+ years	7.41% 2	88.89% 24	3.70% 1	0.00% 0	0.00% 0	27	

Female							
	0	1	2	3	4	Total	
0-15 years	23.08% 3	61.54% 8	15.38% 2	0.00% 0	0.00% 0	13	
16-24 years	42.86% 3	42.86% 3	14.29% 1	0.00% 0	0.00% 0	7	
25-44 years	14.29% 2	85.71% 12	0.00% 0	0.00% 0	0.00% 0	14	

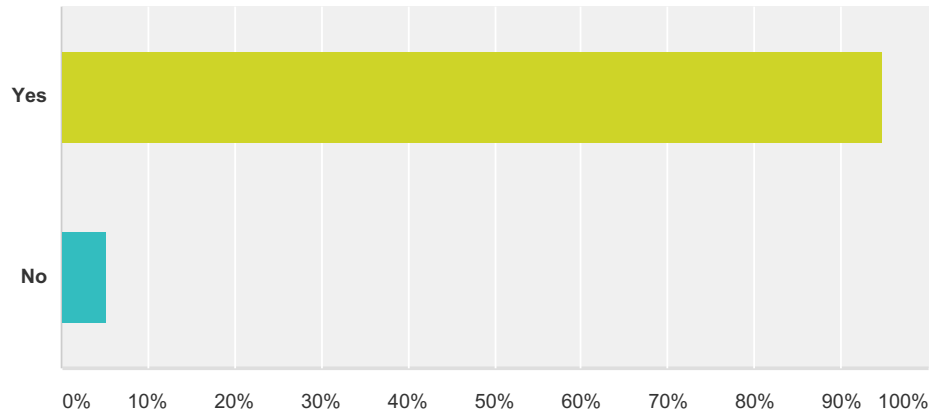


## Constantine Community Land Trust Local Housing Needs Survey

45-64 years	<b>9.09%</b> 2	<b>90.91%</b> 20	<b>0.00%</b> 0	<b>0.00%</b> 0	<b>0.00%</b> 0	22
65+ years	<b>3.85%</b> 1	<b>96.15%</b> 25	<b>0.00%</b> 0	<b>0.00%</b> 0	<b>0.00%</b> 0	26

### Q4 Is your home in the Parish your main home?

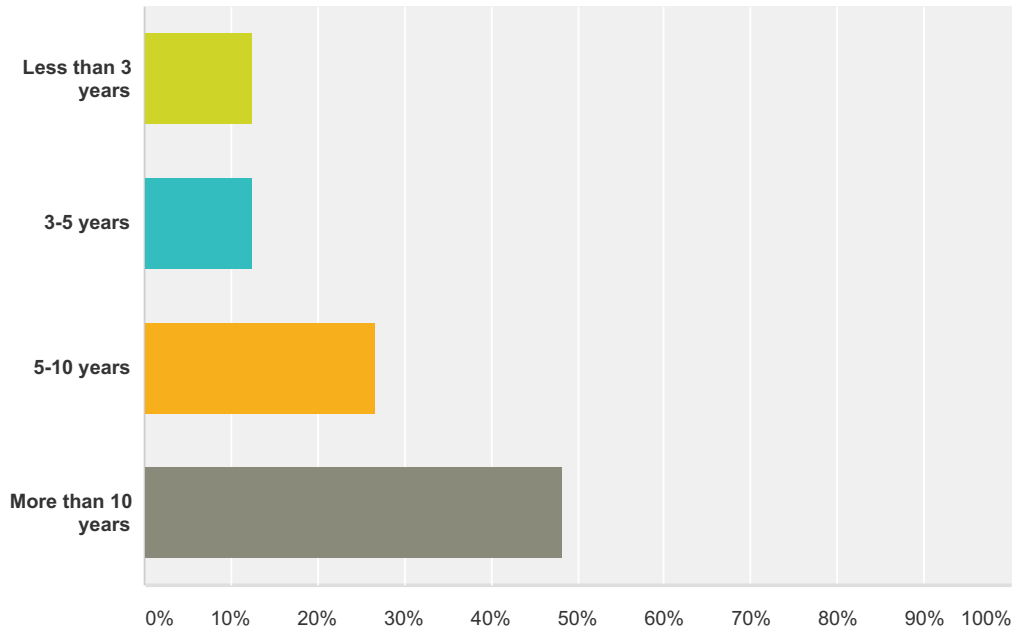
Answered: 58 Skipped: 32



Answer Choices	Responses	
Yes	94.83%	55
No	5.17%	3
<b>Total</b>		<b>58</b>

### Q5 How long have you lived at your present address?

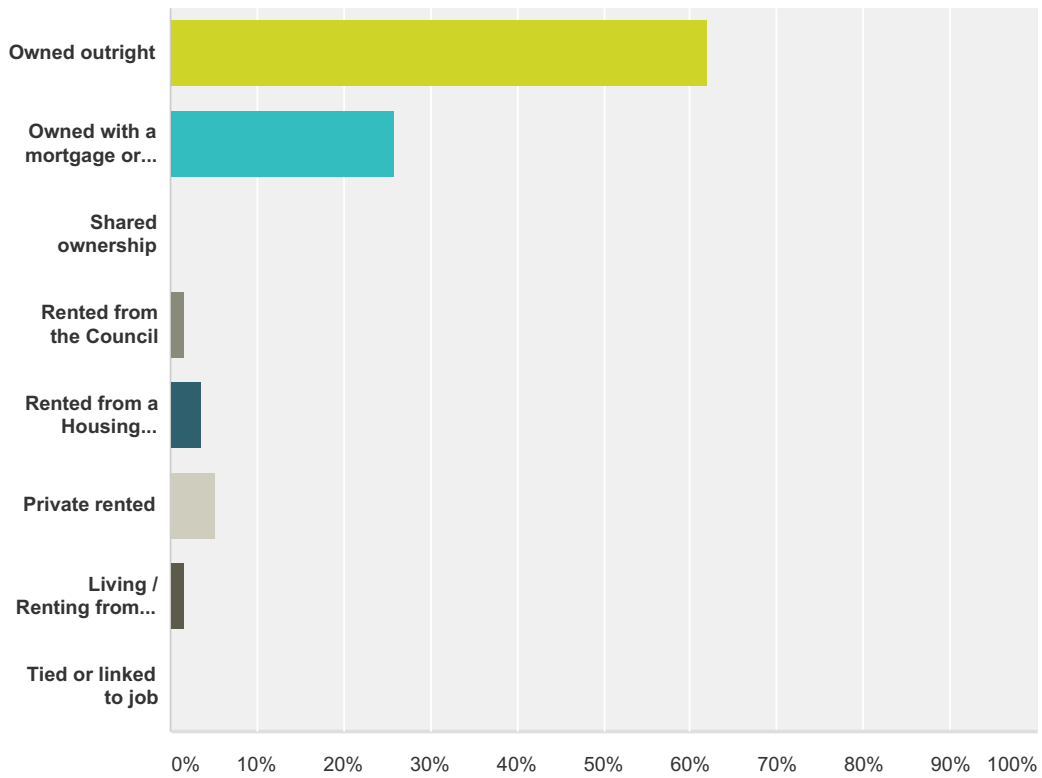
Answered: 56 Skipped: 34



Answer Choices	Responses
Less than 3 years	12.50% 7
3-5 years	12.50% 7
5-10 years	26.79% 15
More than 10 years	48.21% 27
<b>Total</b>	<b>56</b>

### Q6 Do you own or rent your home?

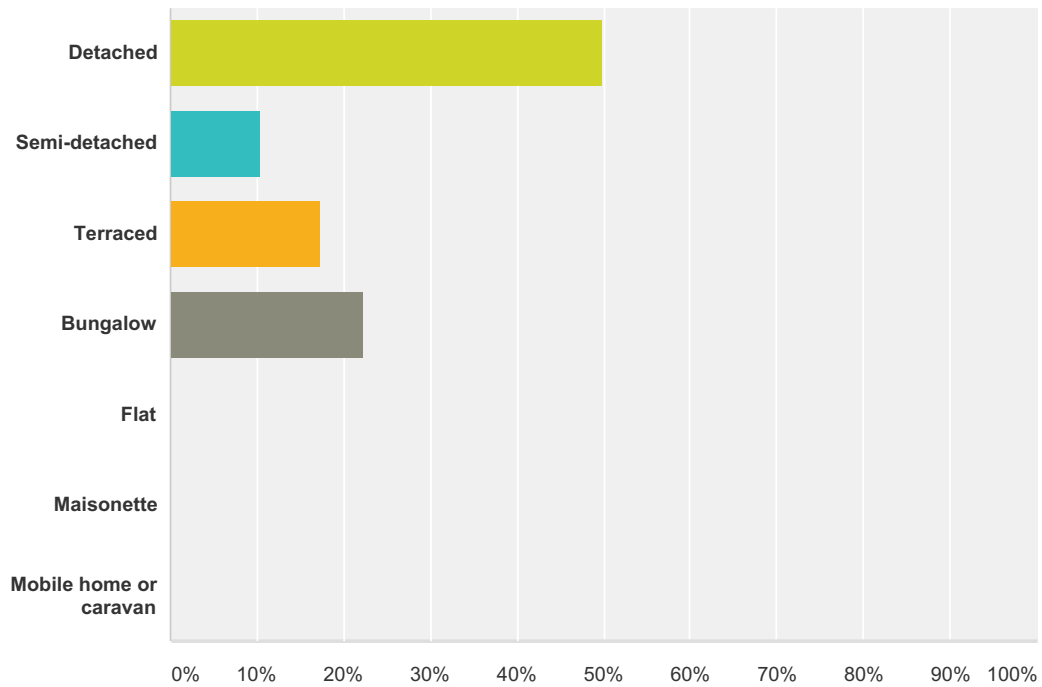
Answered: 58 Skipped: 32



Answer Choices	Responses	Count
Owned outright	62.07%	36
Owned with a mortgage or loan	25.86%	15
Shared ownership	0.00%	0
Rented from the Council	1.72%	1
Rented from a Housing Association	3.45%	2
Private rented	5.17%	3
Living / Renting from a relative or friend	1.72%	1
Tied or linked to job	0.00%	0
<b>Total</b>		<b>58</b>

### Q7 What type of home do you live in?

Answered: 58 Skipped: 32

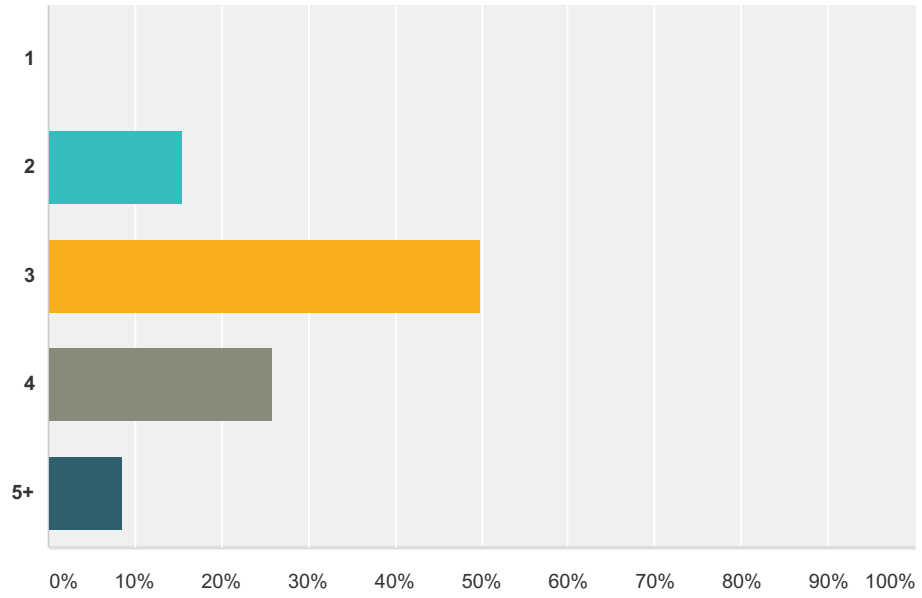


Answer Choices	Responses
Detached	50.00% 29
Semi-detached	10.34% 6
Terraced	17.24% 10
Bungalow	22.41% 13
Flat	0.00% 0
Maisonette	0.00% 0
Mobile home or caravan	0.00% 0
<b>Total</b>	<b>58</b>

#	Other (please specify)	Date
	There are no responses.	

### Q8 How many bedrooms in your home?

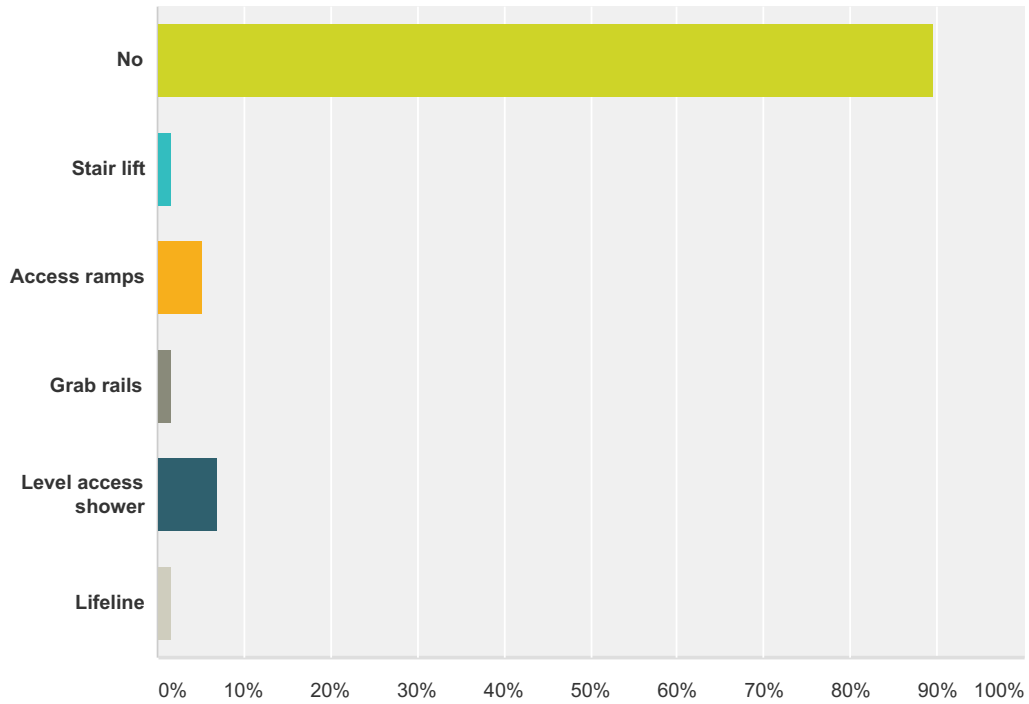
Answered: 58 Skipped: 32



Answer Choices	Responses
1	0.00% 0
2	15.52% 9
3	50.00% 29
4	25.86% 15
5+	8.62% 5
<b>Total</b>	<b>58</b>

**Q9 Is your home adapted? Please select all adaptations to your home.**

Answered: 58 Skipped: 32

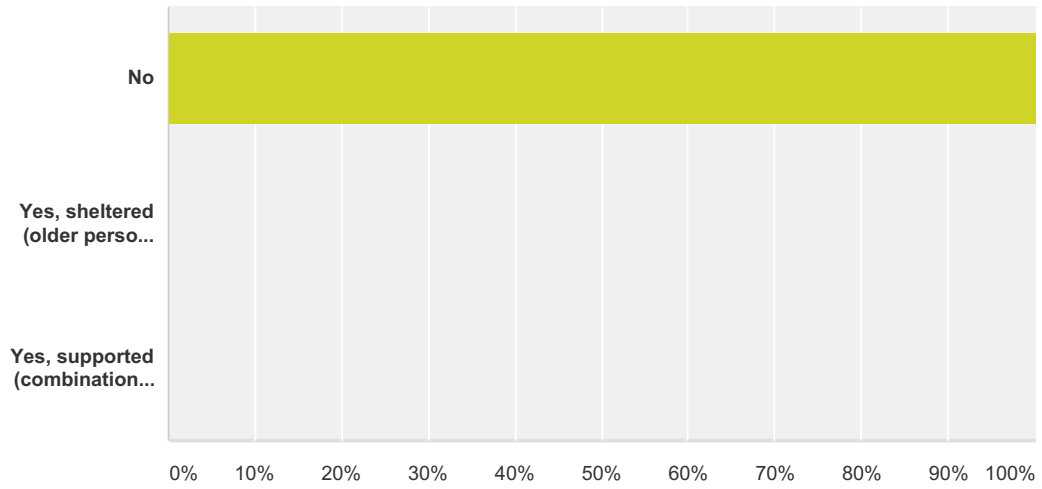


Answer Choices	Responses
No	89.66% 52
Stair lift	1.72% 1
Access ramps	5.17% 3
Grab rails	1.72% 1
Level access shower	6.90% 4
Lifeline	1.72% 1
<b>Total Respondents: 58</b>	

#	Other (please specify)	Date
	There are no responses.	

### Q10 Is your property sheltered or supported accommodation?

Answered: 58 Skipped: 32

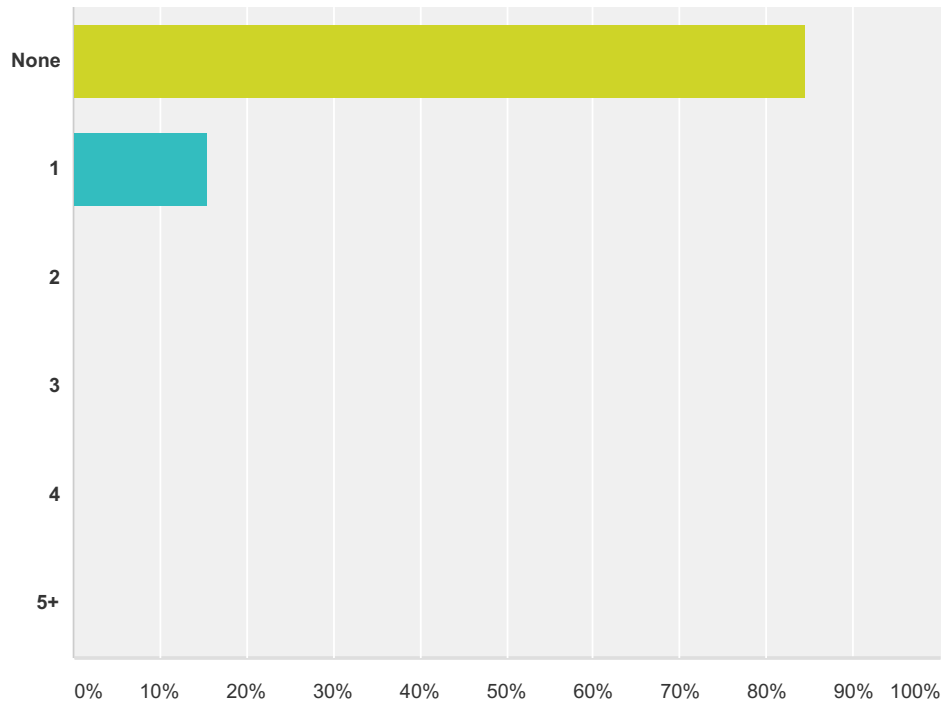


Answer Choices	Responses
No	100.00% 58
Yes, sheltered (older persons accommodation, generally with a scheme manager)	0.00% 0
Yes, supported (combination of housing and support services provided)	0.00% 0
<b>Total</b>	<b>58</b>



**Q11 Have any members of your household moved out of the parish in the last 5 years?  
If so, how many?**

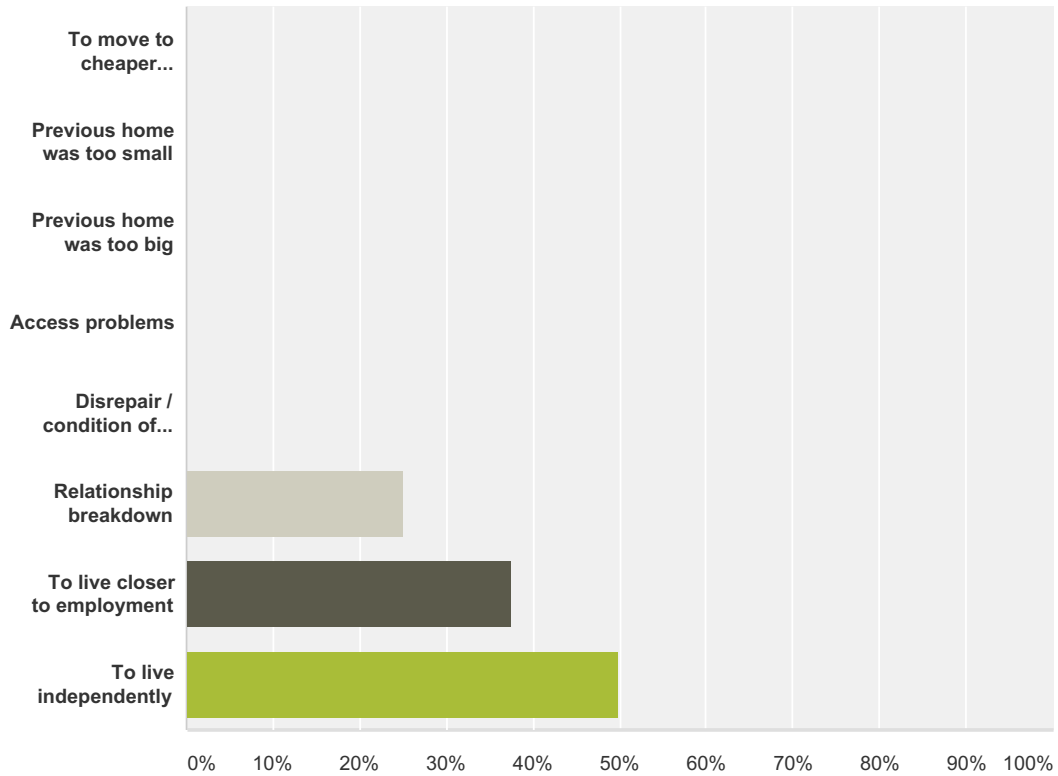
Answered: 58 Skipped: 32



Answer Choices	Responses	
None	84.48%	49
1	15.52%	9
2	0.00%	0
3	0.00%	0
4	0.00%	0
5+	0.00%	0
<b>Total</b>		<b>58</b>

### Q12 Please indicate their reason(s) for moving out of the parish?

Answered: 8 Skipped: 82

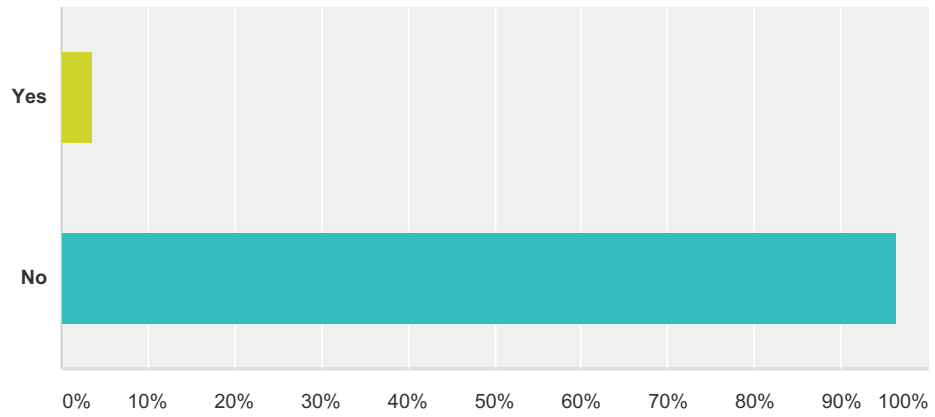


Answer Choices	Responses
To move to cheaper accommodation	0.00% 0
Previous home was too small	0.00% 0
Previous home was too big	0.00% 0
Access problems	0.00% 0
Disrepair / condition of home	0.00% 0
Relationship breakdown	25.00% 2
To live closer to employment	37.50% 3
To live independently	50.00% 4
<b>Total Respondents: 8</b>	

#	Other (please specify)	Date
1	To move in with partner	11/17/2014 3:57 AM
2	WORK NEEDS	10/5/2014 4:08 AM
3	gone to University	10/3/2014 5:52 AM

**Q13 Does anyone in your household, need affordable housing in the parish? If yes please continue to Part 2 of this survey.**

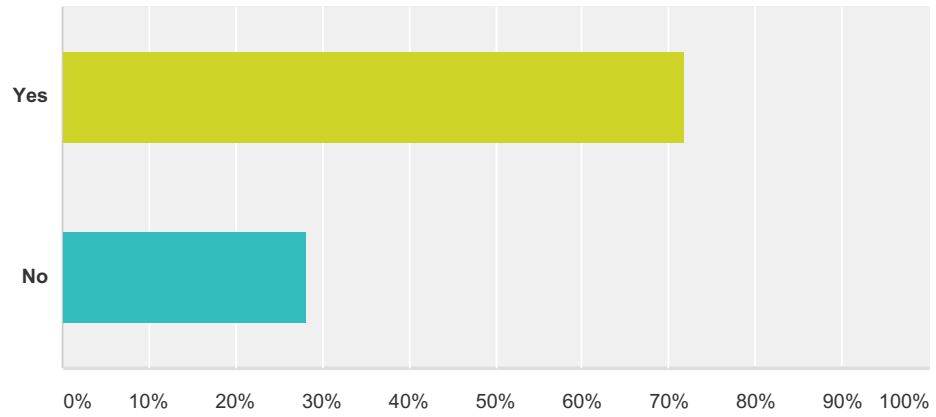
Answered: 56 Skipped: 34



Answer Choices	Responses	
Yes	3.57%	2
No	96.43%	54
<b>Total</b>		<b>56</b>

**Q14 Does the member of the household needing to move, live in the parish?**

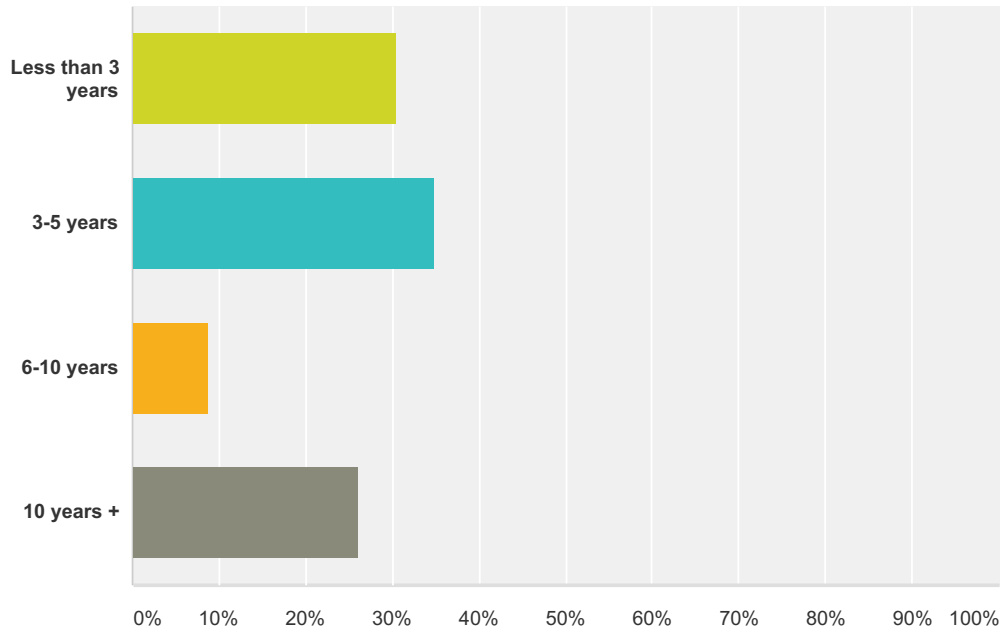
Answered: 32 Skipped: 58



Answer Choices	Responses	
Yes	71.88%	23
No	28.13%	9
<b>Total</b>		<b>32</b>

**Q15 If so, how long has the member of your household lived in the parish?**

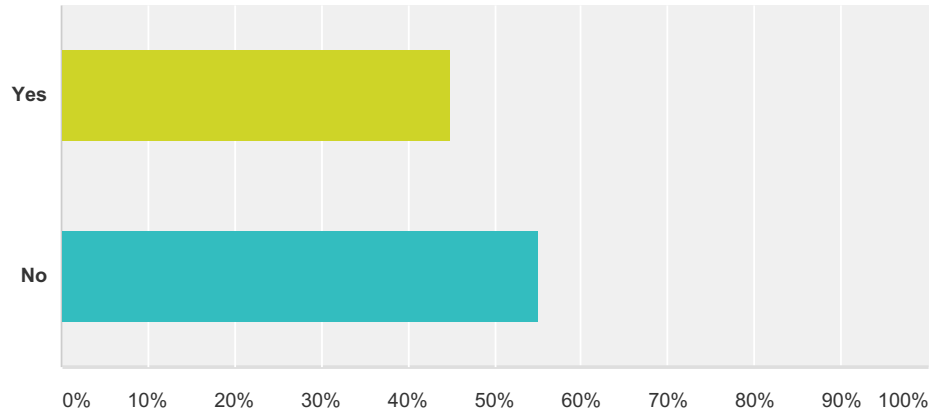
Answered: 23 Skipped: 67



Answer Choices	Responses	
Less than 3 years	30.43%	7
3-5 years	34.78%	8
6-10 years	8.70%	2
10 years +	26.09%	6
<b>Total</b>		<b>23</b>

**Q16 Does the member of the household needing to move, work for 16 hours or more (not including seasonal employment) in the parish?**

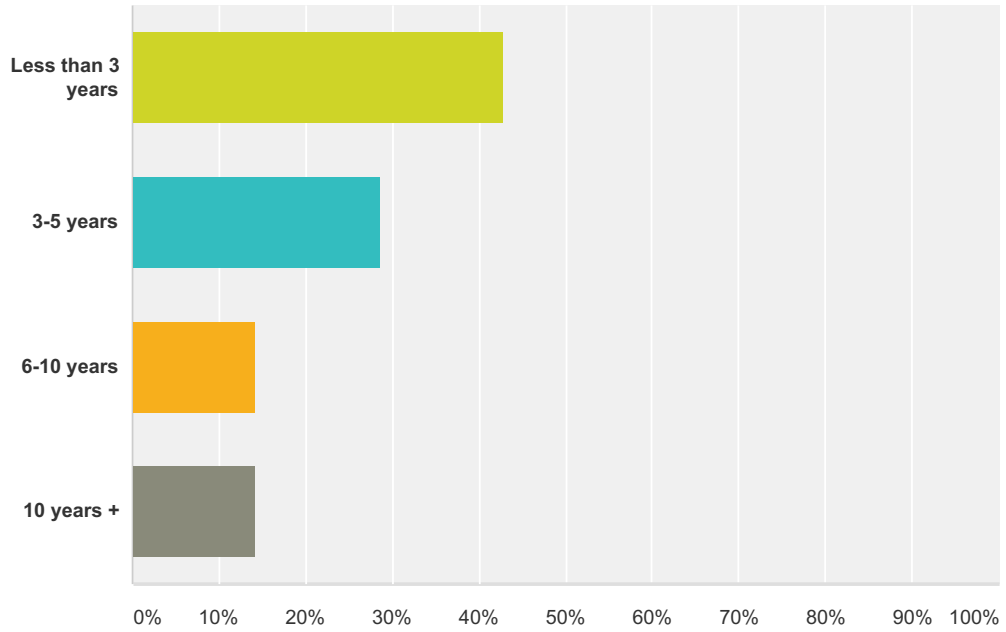
Answered: 29 Skipped: 61



Answer Choices	Responses	
Yes	44.83%	13
No	55.17%	16
<b>Total</b>		<b>29</b>

**Q17 If so, how long has the member of your household worked for 16 hours or more (not including seasonal employment) in the parish?**

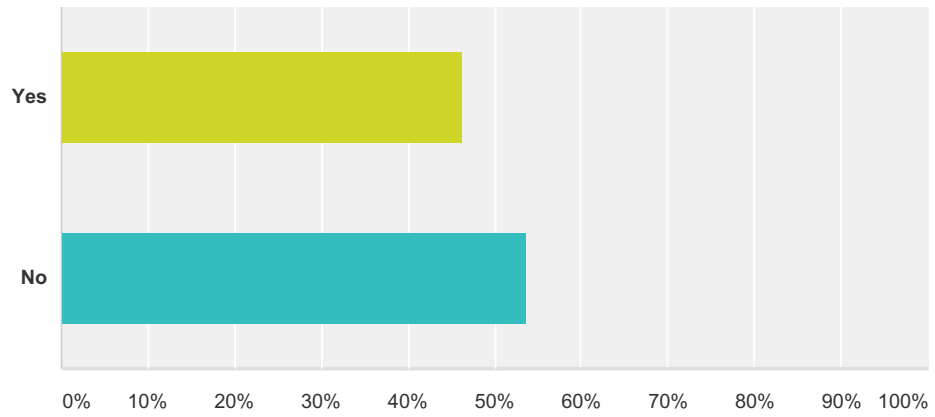
Answered: 14 Skipped: 76



Answer Choices	Responses	
Less than 3 years	42.86%	6
3-5 years	28.57%	4
6-10 years	14.29%	2
10 years +	14.29%	2
<b>Total</b>		<b>14</b>

**Q18 Has the member of the household needing to move, previously lived in the parish?**

Answered: 28 Skipped: 62

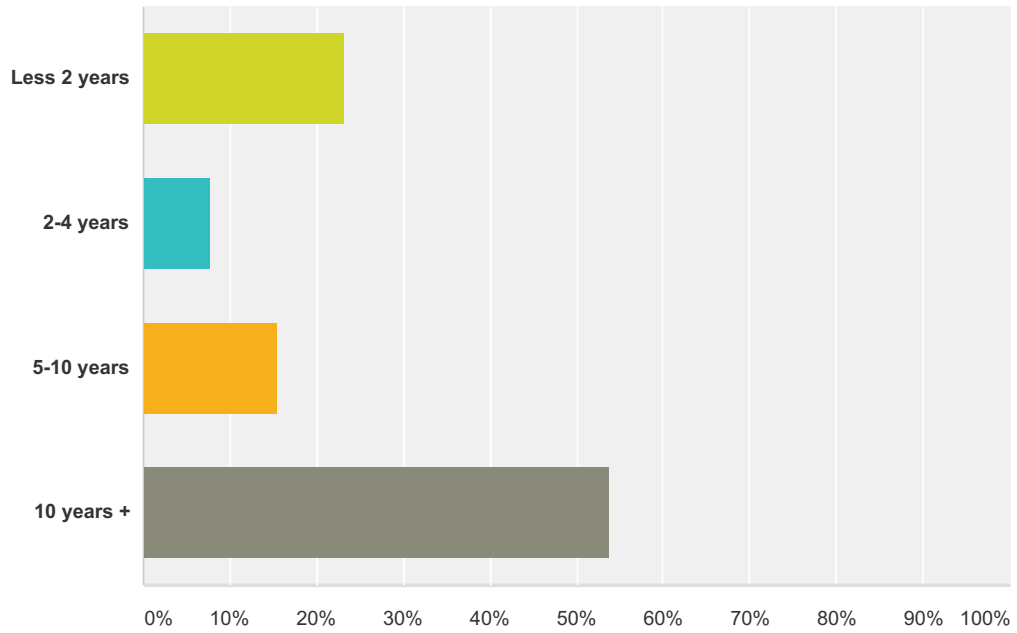


Answer Choices	Responses	
Yes	46.43%	13
No	53.57%	15
<b>Total</b>		<b>28</b>



**Q19 If so, how long had the member of your household lived in the parish?**

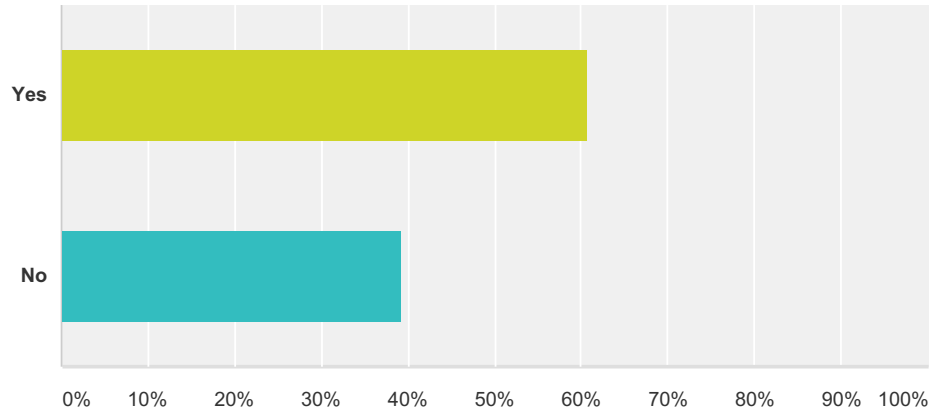
Answered: 13 Skipped: 77



Answer Choices	Responses
Less 2 years	23.08% 3
2-4 years	7.69% 1
5-10 years	15.38% 2
10 years +	53.85% 7
<b>Total</b>	<b>13</b>

**Q20 Does the member of the household needing to move, have a family member living in the parish?**

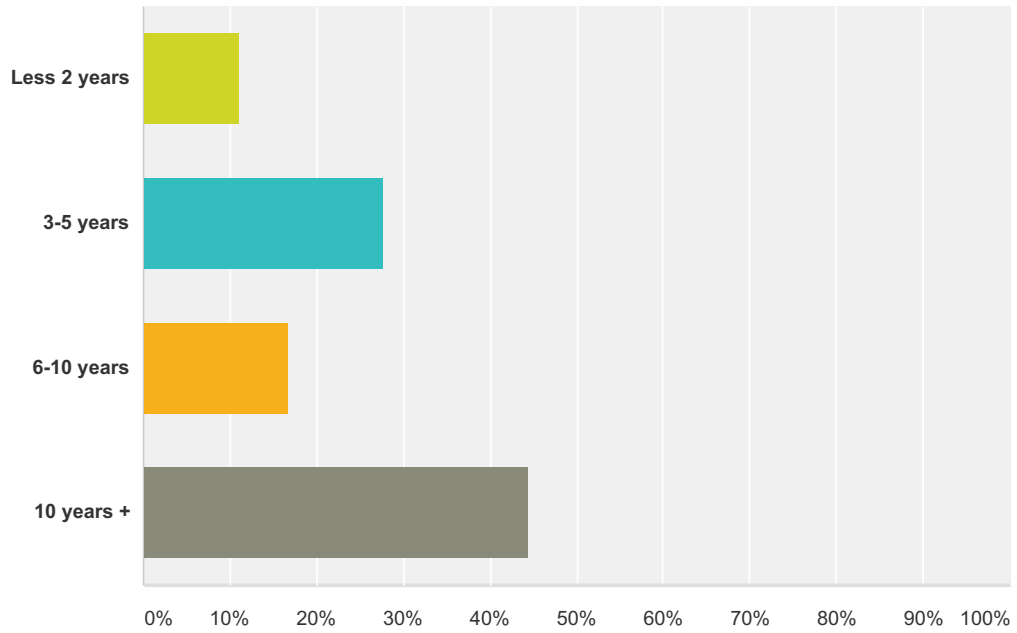
Answered: 28 Skipped: 62



Answer Choices	Responses
Yes	60.71% 17
No	39.29% 11
<b>Total</b>	<b>28</b>

**Q21 If so, how long has the family member lived in the parish?**

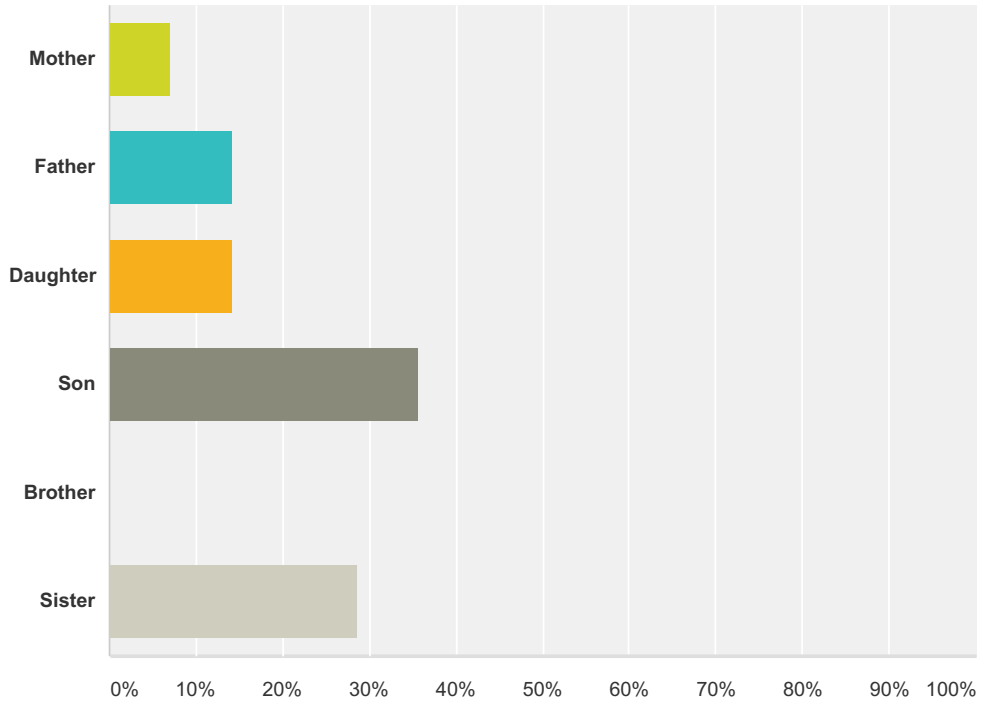
Answered: 18 Skipped: 72



Answer Choices	Responses
Less 2 years	11.11% 2
3-5 years	27.78% 5
6-10 years	16.67% 3
10 years +	44.44% 8
<b>Total</b>	<b>18</b>

### Q22 Family member's relationship to you?

Answered: 14 Skipped: 76

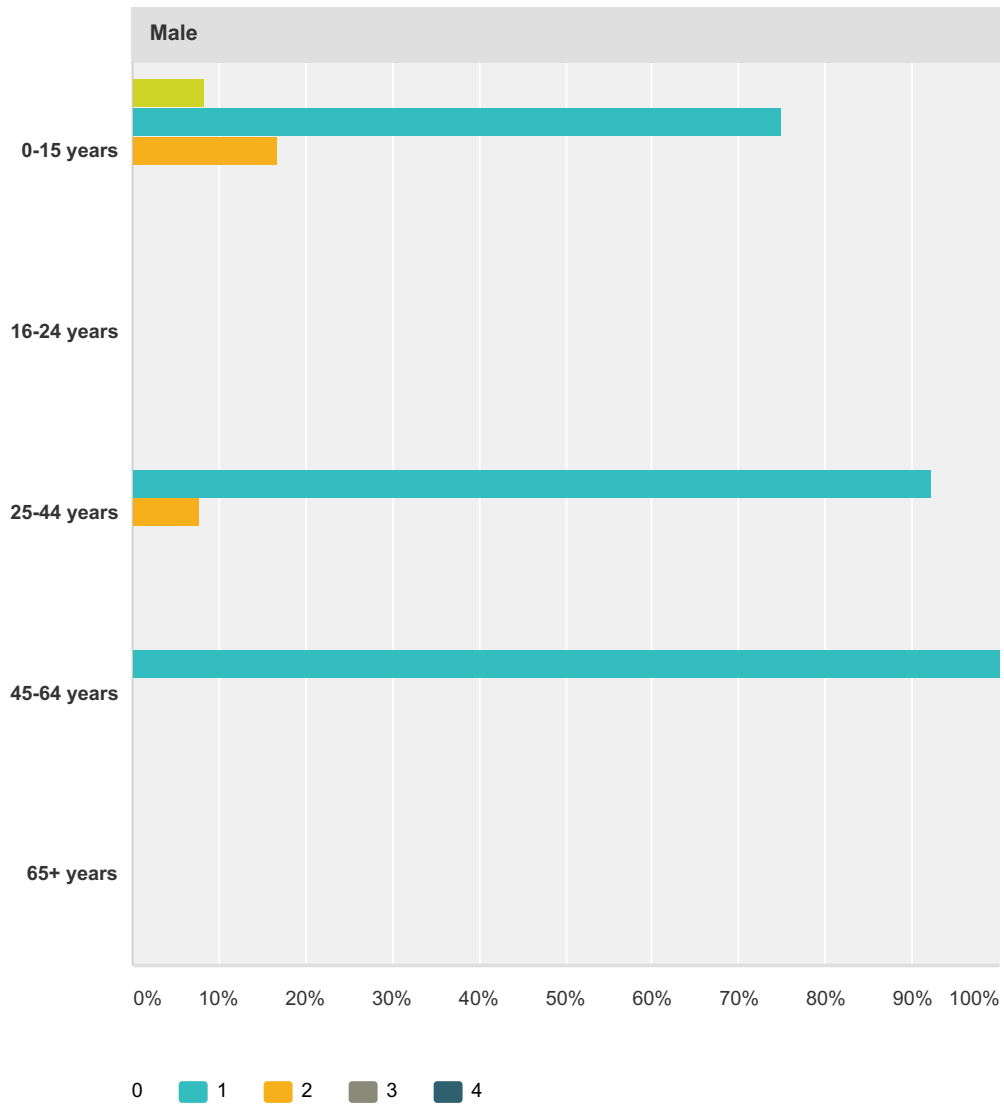


Answer Choices	Responses
Mother	7.14% 1
Father	14.29% 2
Daughter	14.29% 2
Son	35.71% 5
Brother	0.00% 0
Sister	28.57% 4
<b>Total</b>	<b>14</b>

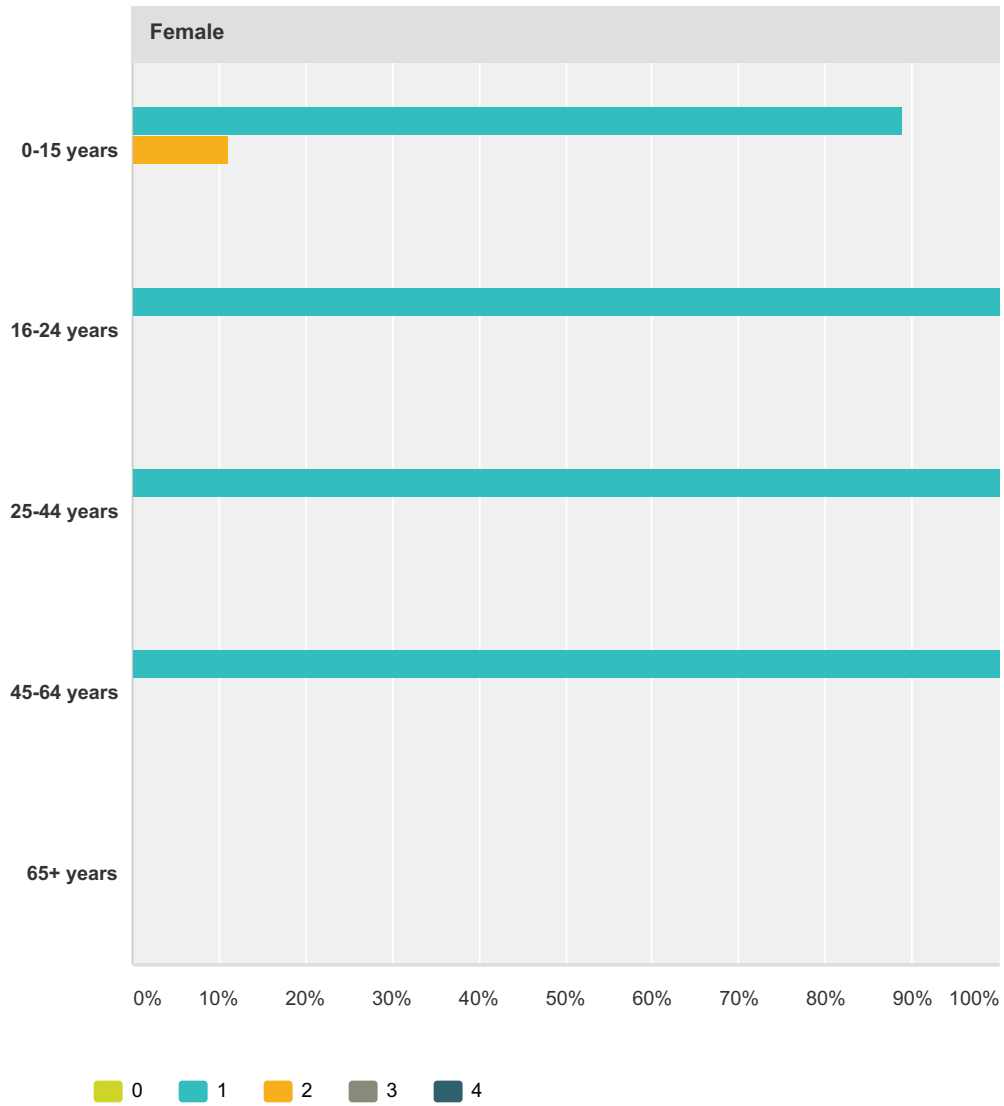
#	Other (please specify)	Date
1	ex-wife, stepson and daughter	11/20/2014 2:16 PM
2	GRANDMOTHER	11/10/2014 11:44 AM
3	HUSBAND	10/11/2014 6:54 AM
4	sister, brother, children,	10/2/2014 6:14 AM

**Q23 Please provide the number of people in the relevant age groups in the household needing to move below:**

Answered: 26 Skipped: 64



# Constantine Community Land Trust Local Housing Needs Survey



Male						
	0	1	2	3	4	Total
0-15 years	8.33% 1	75.00% 9	16.67% 2	0.00% 0	0.00% 0	12
16-24 years	0.00% 0	0.00% 0	0.00% 0	0.00% 0	0.00% 0	0
25-44 years	0.00% 0	92.31% 12	7.69% 1	0.00% 0	0.00% 0	13
45-64 years	0.00% 0	100.00% 3	0.00% 0	0.00% 0	0.00% 0	3
65+ years	0.00% 0	0.00% 0	0.00% 0	0.00% 0	0.00% 0	0
Female						
	0	1	2	3	4	Total
0-15 years	0.00% 0	88.89% 8	11.11% 1	0.00% 0	0.00% 0	9
16-24 years	0.00% 0	100.00% 1	0.00% 0	0.00% 0	0.00% 0	1
25-44 years	0.00% 0	100.00% 15	0.00% 0	0.00% 0	0.00% 0	15





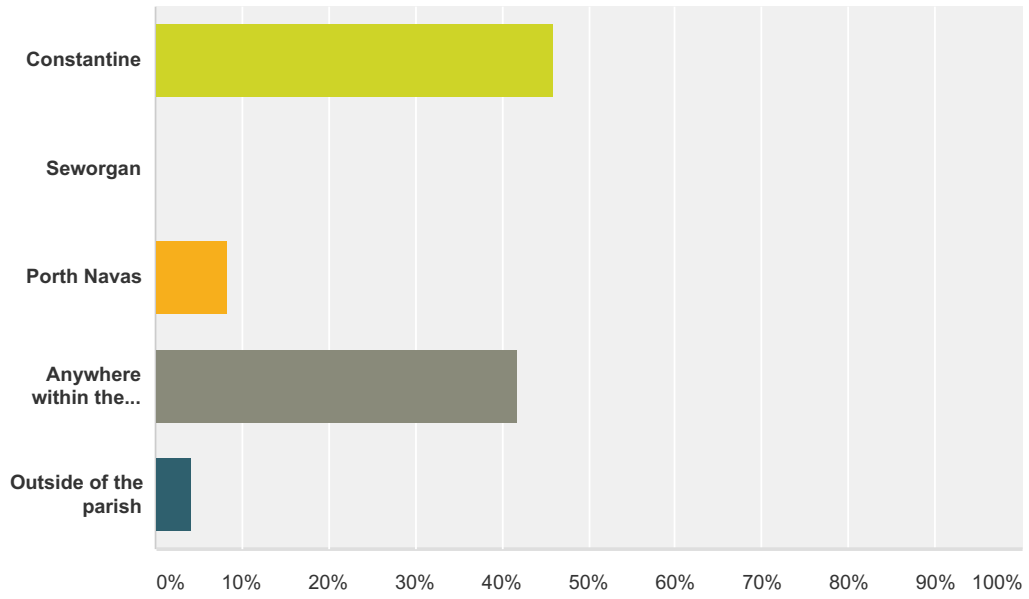






### Q26 Where would the household like to live?

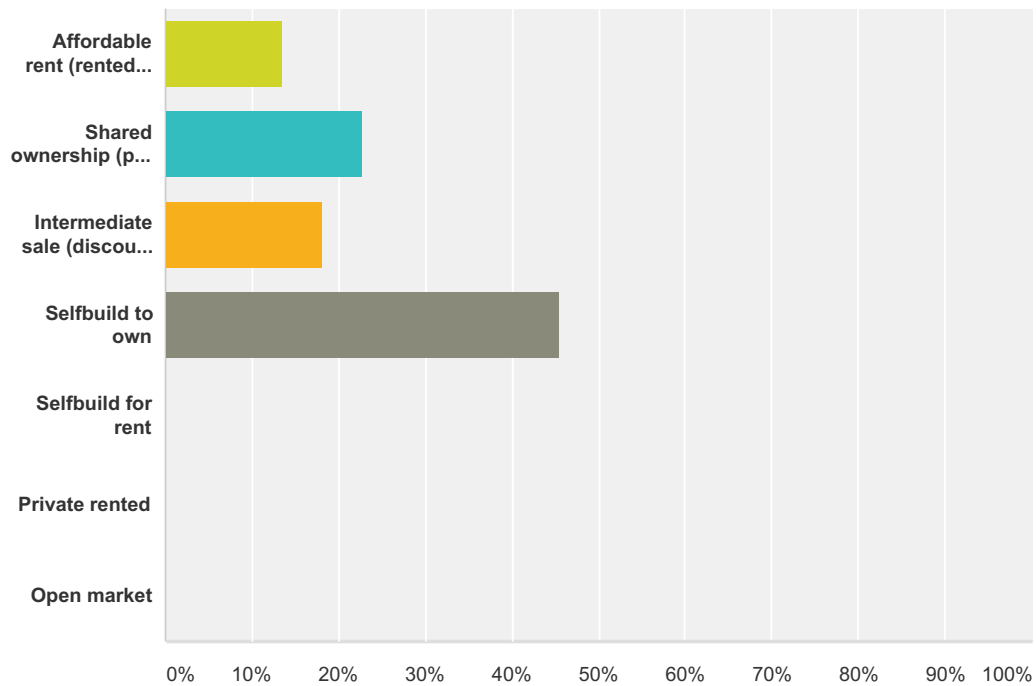
Answered: 24 Skipped: 66



Answer Choices	Responses	
Constantine	45.83%	11
Seworgan	0.00%	0
Porth Navas	8.33%	2
Anywhere within the parish	41.67%	10
Outside of the parish	4.17%	1
<b>Total</b>		<b>24</b>

### Q27 What type of housing is most suitable for the household need?

Answered: 22 Skipped: 68



**Answer Choices**

**Responses**

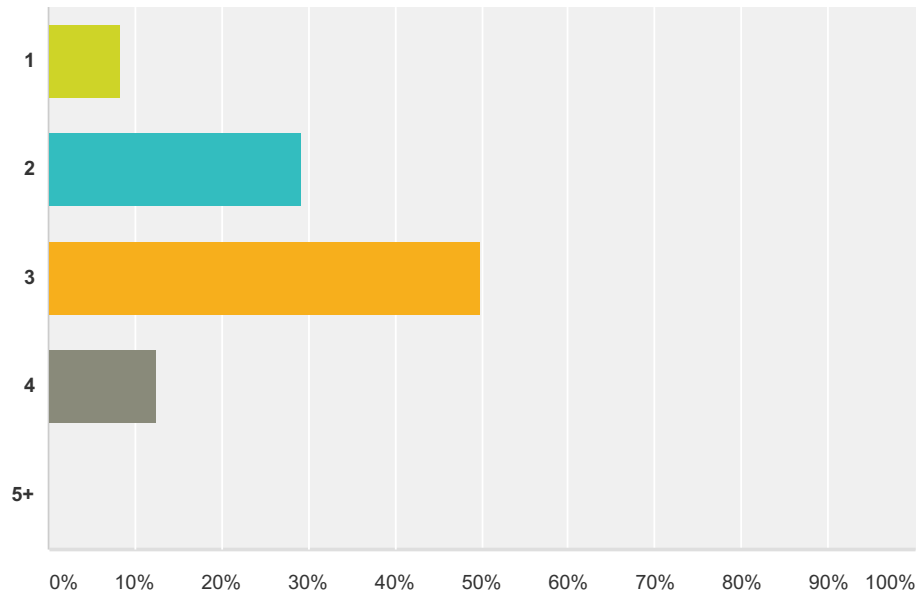
Affordable rent (rented housing through a Housing Association or Council)	13.64%	3
Shared ownership (part buy part rent, normally provided by a Housing Association)	22.73%	5
Intermediate sale (discount from open market, normally provided by a private developer)	18.18%	4
Selfbuild to own	45.45%	10
Selfbuild for rent	0.00%	0
Private rented	0.00%	0
Open market	0.00%	0

**Total** **22**

#	Other (please specify)	Date
1	Possibly consider any of the above.	11/20/2014 2:21 PM
2	Affordable home to buy after 17 years renting in and around the Parish	11/3/2014 8:44 AM
3	Shared equity	10/8/2014 4:13 AM
4	affordable rent, selfbuild to own, selfbuild for rent, private rented,	10/2/2014 6:18 AM

**Q28 How many bedrooms does the household need to accommodate the household members moving with them?**

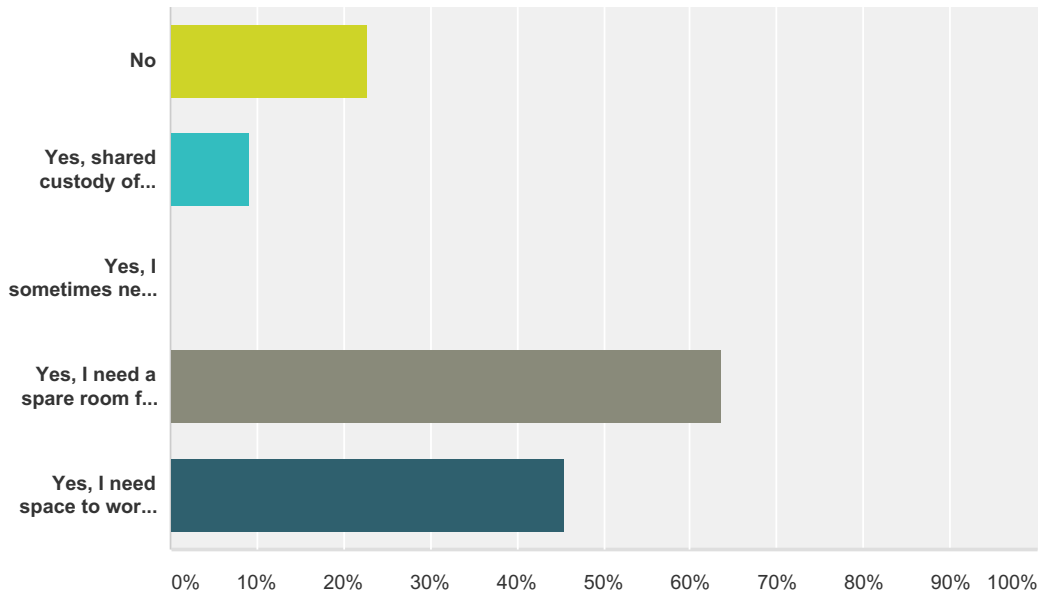
Answered: 24 Skipped: 66



Answer Choices	Responses	
1	8.33%	2
2	29.17%	7
3	50.00%	12
4	12.50%	3
5+	0.00%	0
<b>Total</b>		<b>24</b>

**Q29 Does the household need additional bedroom(s) to provide extra space? Please select all that apply.**

Answered: 22 Skipped: 68



**Answer Choices**

**Responses**

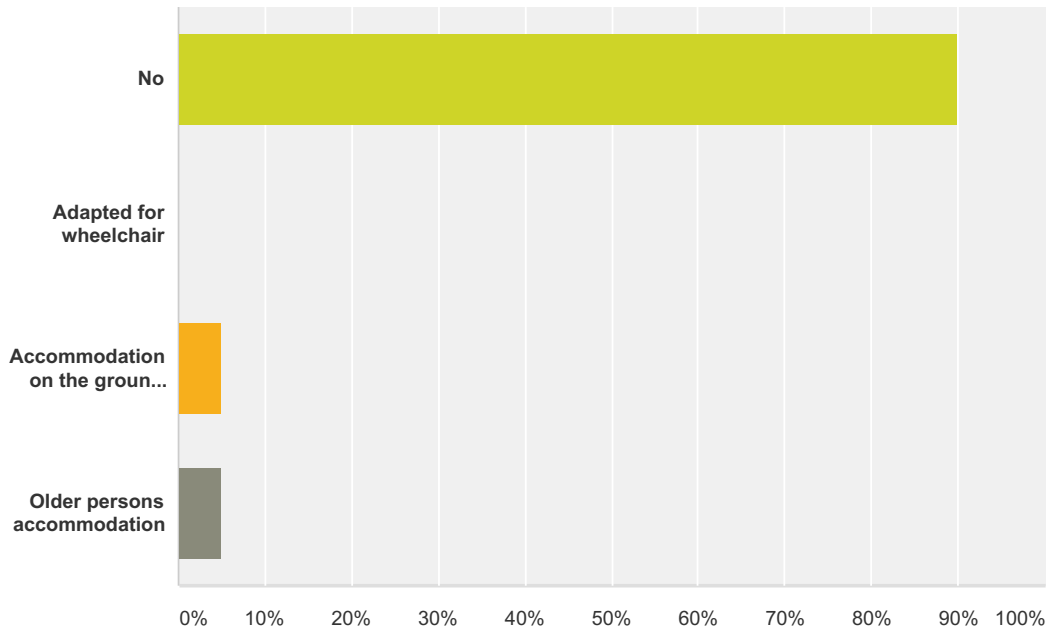
Answer Choice	Percentage	Count
No	22.73%	5
Yes, shared custody of child or children	9.09%	2
Yes, I sometimes need someone to stay with me to provide care / support	0.00%	0
Yes, I need a spare room for friends and family to visit	63.64%	14
Yes, I need space to work from home	45.45%	10

**Total Respondents: 22**

#	Other (please specify)	Date
1	as adoptees, if siblings are born to birth family they will be placed with us however only if we have a third bedroom	11/10/2014 11:47 AM
2	Artist	10/8/2014 4:16 AM

**Q30 Does anyone in the household have specific housing requirements? Please select all that apply.**

Answered: 20 Skipped: 70



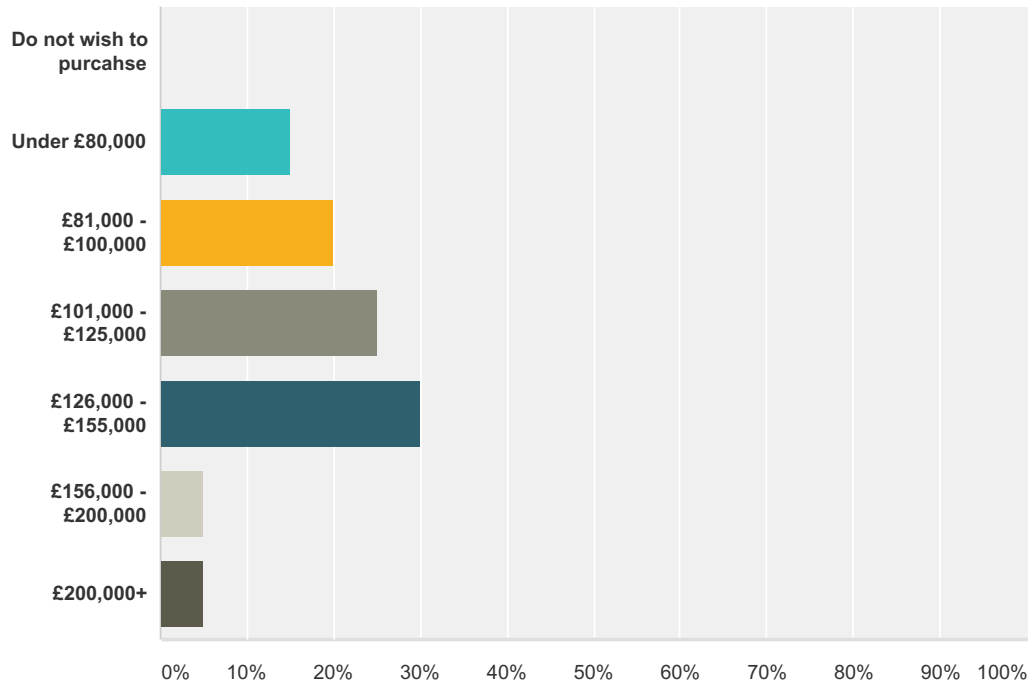
Answer Choices	Responses	
No	90.00%	18
Adapted for wheelchair	0.00%	0
Accommodation on the ground floor	5.00%	1
Older persons accommodation	5.00%	1

Total Respondents: 20

#	Other (please specify)	Date
1	Have a son with a rare genetic disorder. And he's dyspraxic. Do you require the toilet downstairs and possibly a bedroom. Both boys need to be separated because of their special-needs so it's impossible for them to share a room.	10/8/2014 4:16 AM

### Q31 If purchasing, what is the maximum price range the household can afford?

Answered: 20 Skipped: 70

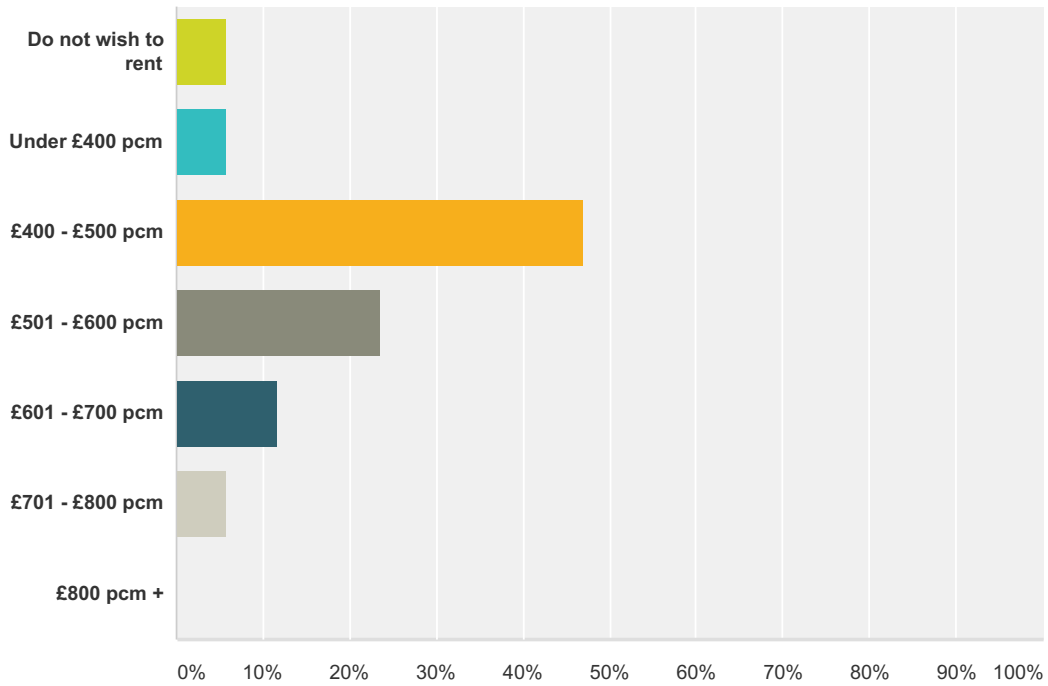


Answer Choices	Responses	
Do not wish to purchase	0.00%	0
Under £80,000	15.00%	3
£81,000 - £100,000	20.00%	4
£101,000 - £125,000	25.00%	5
£126,000 - £155,000	30.00%	6
£156,000 - £200,000	5.00%	1
£200,000+	5.00%	1
<b>Total</b>		<b>20</b>



### Q32 If renting, what is the maximum monthly rent the household can afford?

Answered: 17 Skipped: 73



Answer Choices	Responses	
Do not wish to rent	5.88%	1
Under £400 pcm	5.88%	1
£400 - £500 pcm	47.06%	8
£501 - £600 pcm	23.53%	4
£601 - £700 pcm	11.76%	2
£701 - £800 pcm	5.88%	1
£800 pcm +	0.00%	0
<b>Total</b>		<b>17</b>

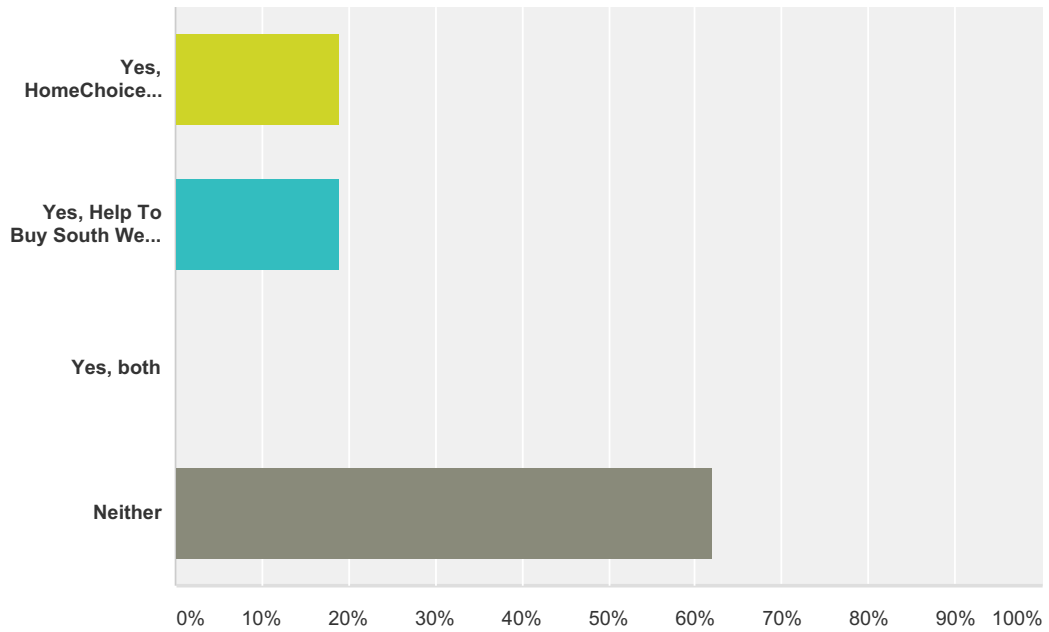
**Q33 If you are interested in selfbuilding,  
how much cash deposit could you raise?**

Answered: 16 Skipped: 74

#	Responses	Date
1	£10,000	11/20/2014 2:22 PM
2	20,000	11/11/2014 6:57 AM
3	£20,000	11/10/2014 11:48 AM
4	100,000	11/5/2014 11:10 AM
5	Q19 - Too difficult to answer at this moment without an understanding of mortgages (the dropdown box does not allow you to delete an entered item!)	11/3/2014 8:56 AM
6	5,000	10/27/2014 8:25 AM
7	£3000	10/14/2014 11:57 AM
8	10000	10/11/2014 6:57 AM
9	5000	10/8/2014 10:58 AM
10	£20,000	10/8/2014 4:17 AM
11	15000	10/6/2014 5:27 AM
12	£50k	10/3/2014 6:13 AM
13	20,000	10/3/2014 1:41 AM
14	£5000	10/2/2014 1:43 PM
15	dont know	10/2/2014 6:20 AM
16	£3000	10/2/2014 3:08 AM

### Q34 Is the household on the Council's HomeChoice and/or South West Homes registers?

Answered: 21 Skipped: 69



**Answer Choices**

**Responses**

Yes, HomeChoice (rented properties through a Housing Association (HA) or Council)	19.05%	4
Yes, Help To Buy South West (shared ownership (HA) and/or intermediate sale through a private developer)	19.05%	4
Yes, both	0.00%	0
Neither	61.90%	13

**Total** **21**

**Q35 Please provide your registration number.**

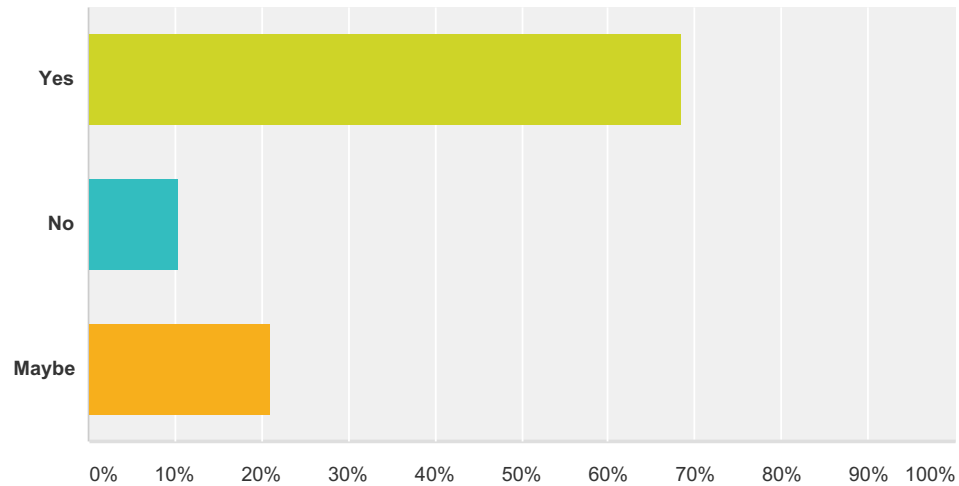
Answered: 8 Skipped: 82

Answer Choices	Responses	
HomeChoice	62.50%	5
Help To Buy South West	62.50%	5

#	HomeChoice	Date
1	HR27177-1	11/20/2014 2:42 PM
2	32015	11/10/2014 11:50 AM
3	XXXX	11/1/2014 12:56 PM
4	83352	10/14/2014 11:58 AM
5	82869	10/10/2014 3:53 AM
#	Help To Buy South West	Date
1	40068331	11/11/2014 8:07 AM
2	XXXX	11/1/2014 12:56 PM
3	40064531	10/22/2014 10:57 PM
4	40067768	10/14/2014 11:58 AM
5	40067570	10/8/2014 10:59 AM

### Q36 Would you support an affordable housing led development, to help meet the needs of local people with a connection to the Parish?

Answered: 76 Skipped: 14



Answer Choices	Responses	
Yes	68.42%	52
No	10.53%	8
Maybe	21.05%	16
<b>Total</b>		<b>76</b>

#	Please provide reasons for your response	Date
1	Because it's difficult for young people to get on the housing ladder	12/1/2014 3:20 AM
2	In addition to my own circumstances I am aware of a number of neighbours and friends who are in similar need. One of my neighbours who grew up in the village has just had to move to Helston because they were unable to afford to stay in the village.	11/20/2014 2:44 PM
3	Very limited availability of local affordable housing	11/18/2014 11:27 AM
4	Providing they are truly local! I feel that some of the 106 criteria favour non locals who reside in the area rather than those truly local who have had to buy out of the vilage and are now unable to move back as the local needs criteria are bias ageinst them. How about second time purchasers local needs houses?	11/17/2014 4:01 AM
5	There is a real and significant need for more affordable housing in the Parish. Young people especially are being forced to leave, to find alternative housing in other areas. This will affect the long-term viability of the vilage.	11/11/2014 8:11 AM
6	As a family we want to stay in the vilage and current prices are to high for both rent and a mortgage. the amount of properties are also limited due to being priced out of the market by local landlords and second home owners.	11/10/2014 11:52 AM
7	Development should only take place inside the vilage boundary as drawn up by past County plans. Any large development would adversely affect the community that exists in Constantine Vilage. New housing only to be let to Constantine Parishioners.	11/10/2014 3:33 AM
8	To keep young people in the vilage also for old people to be in the community	11/10/2014 3:18 AM
9	Local people and only affordable	11/10/2014 3:06 AM
10	The infrastructure of the vilage would have to be improved to support more housing	11/10/2014 2:30 AM

## Constantine Community Land Trust Local Housing Needs Survey

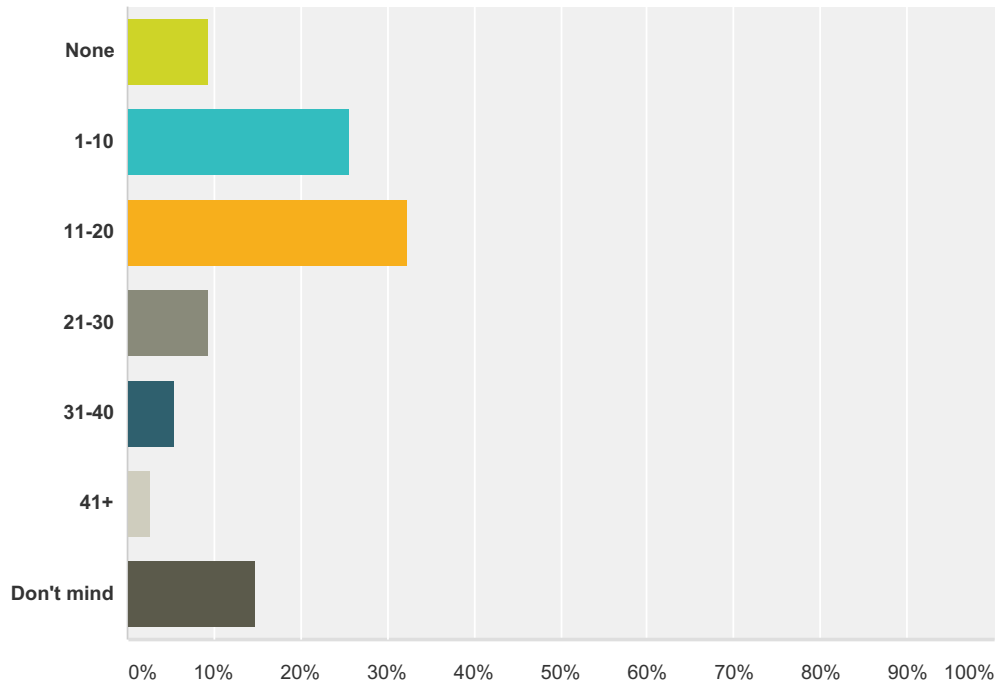
11	Subject to it being in a suitable location.	11/7/2014 9:14 AM
12	It seems very important to have a percentage of affordable homes and even more important that these homes are available to people with connections to the area.	11/3/2014 9:01 AM
13	To meet needs of local people who cannot afford market prices and have low wages or pensions.	11/1/2014 1:01 PM
14	Dependent on size position etc	10/30/2014 9:15 AM
15	Parish Councillors have arranged two previous housing schemes in past 20 years.	10/28/2014 4:47 AM
16	Probably yes but dependent on where the houses would be.	10/28/2014 4:43 AM
17	To provide young parishoners with accommodation and encourage them to stay	10/28/2014 3:27 AM
18	What is the definition of local? I know of many true locals who would like accomodation but they cannot get it.	10/27/2014 9:02 AM
19	Too many second homes in the area and unaffordable for local community	10/27/2014 8:28 AM
20	VILLAGE TO SMALL ENOUGH HOUSING ALREADY	10/24/2014 6:37 AM
21	This would meet the needs of a number of families who live in the parish and wish to stay here, while also having the potential to provide much needed business facilities and other community spaces.	10/22/2014 10:59 PM
22	To support the village	10/22/2014 7:26 AM
23	I believe there is a shortage of good quality low maintenance housing at reasonable rent or price	10/14/2014 9:02 AM
24	It s essential to develop a resilient, sustainable community and to help younger people find housing near ther families/work etc.	10/13/2014 3:23 AM
25	Some years ago a Parish Plan was constructed which showed a clear need for more affordable homes. Since that time far fewer than were needed have been built.	10/12/2014 6:38 AM
26	For sustainability of the community; young, elderly, employed and unemployed, especially if there is a bus route and shops within	10/12/2014 6:31 AM
27	Increase in house prices in surrounding area and no increase in salary to afford a mortgage. I work for the NHS as a key worker	10/11/2014 7:00 AM
28	There is need for more affordable housing, i believe there are others who would love to be able to move back home but can't afford to in the current private rental market.	10/10/2014 3:55 AM
29	There is a crying need for affordable housing throughout Cornwall, including our parish	10/9/2014 1:13 AM
30	Our village has very little truly affordable housing. Many people are caught in the private-rented market paying high rents because they do not qualify for social rented housing (or it does not meet their needs) and they cannot afford to buy a home on the open market. A community-led housing development would be very welcome.	10/8/2014 11:05 AM
31	Even though I have lived in this village for under 3 years my children have been raised here and have been at the per school and school from the beginning. I couldn't find an affordable property to rent so I lived just outside. I have no family here only in penzance so the friends I have in the village are my roots and support network which helps me to cope with the complexity of special needs of my children. I would support anyone who would like to make this happy village their home.	10/8/2014 4:23 AM
32	If. There was a genuine need for local people without spoiling the amenities in the village already here.	10/8/2014 12:25 AM
33	There is enough houses if you stop incomers buying the house at higher prices	10/7/2014 7:12 AM
34	House prices in the parish are not affordable for local wages, this needs to be addressed.	10/7/2014 2:59 AM
35	Dependant on its location. Also increased control of the large number of mobile homes that are appearing in fields all around the area.	10/6/2014 6:41 AM
36	Housing is too expensive for our children now and more so in the future if wages do not rise, holiday homes have their problems as we live in a tourist area.	10/5/2014 12:56 PM
37	Dependent on the type and number of properties being considered.	10/5/2014 4:10 AM
38	There is enough house's in Constantine if they are kept for local people not incomers	10/4/2014 9:26 AM
39	Lack of transport links. Awful road network to village. Potholes that never get fixed. Too much traffic already on the very narrow lanes. Village gets cut off in bad weather.	10/3/2014 6:38 AM
40	It is evident in the village that many locals have moved out because of lack of accommodation.	10/3/2014 2:43 AM
41	To provide much needed houses for our community and to ensure the continued viability of the Parish.	10/3/2014 1:56 AM

## Constantine Community Land Trust Local Housing Needs Survey

42	I would need assurance that this would not morph into creeping urban development. I do not want the village character and rural environment that we enjoy to be compromised.	10/3/2014 1:51 AM
43	In conjunction with transition towns objectives, this would serve as a model for future sustainable communities	10/3/2014 1:43 AM
44	Depends upon site and if they are eco homes	10/2/2014 8:34 AM
45	depends on location	10/2/2014 6:49 AM
46	Depends on quality, sustainability, location, etc	10/2/2014 6:22 AM
47	In the right location	10/2/2014 5:58 AM
48	Too many people from up country have re-located to Cornwall. It is being ruined by over development .You can't have overpopulation and tourism. Cornwall is full! Build more houses we will see even more people. Move back to where you came from.	10/2/2014 5:00 AM
49	We need more housing protected for low wage earners	10/2/2014 4:24 AM

### Q37 How many new homes would you support being built?

Answered: 74 Skipped: 16

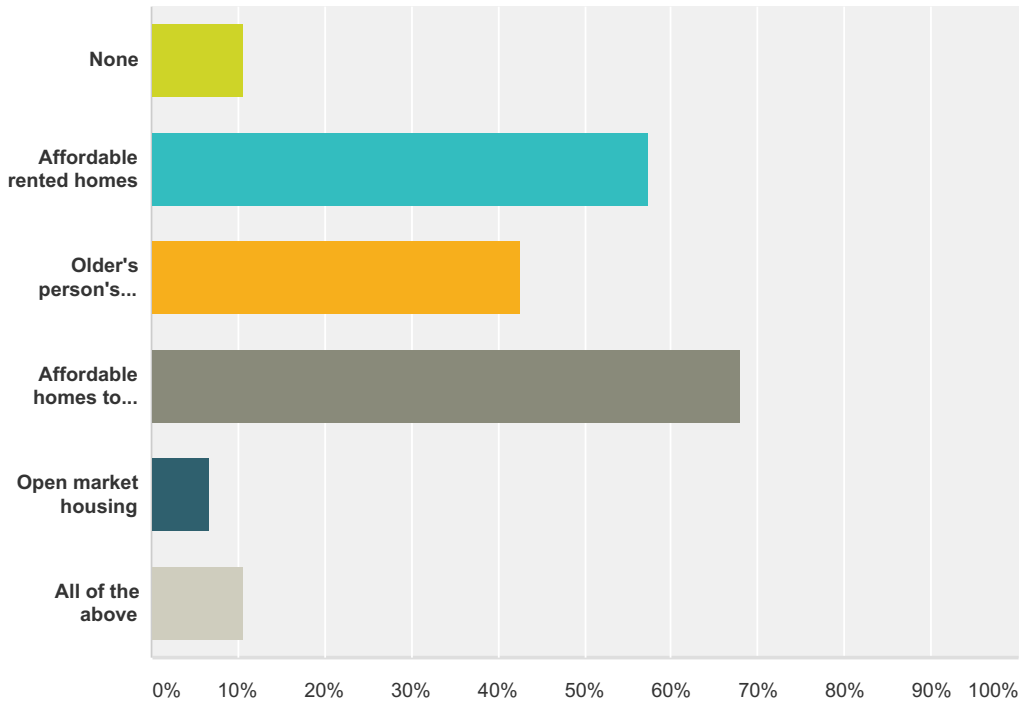


Answer Choices	Responses	
None	9.46%	7
1-10	25.68%	19
11-20	32.43%	24
21-30	9.46%	7
31-40	5.41%	4
41+	2.70%	2
Don't mind	14.86%	11
<b>Total</b>		<b>74</b>



**Q38 What type(s) of development would you support? Please tick all that apply.**

Answered: 75 Skipped: 15



**Answer Choices**

**Responses**

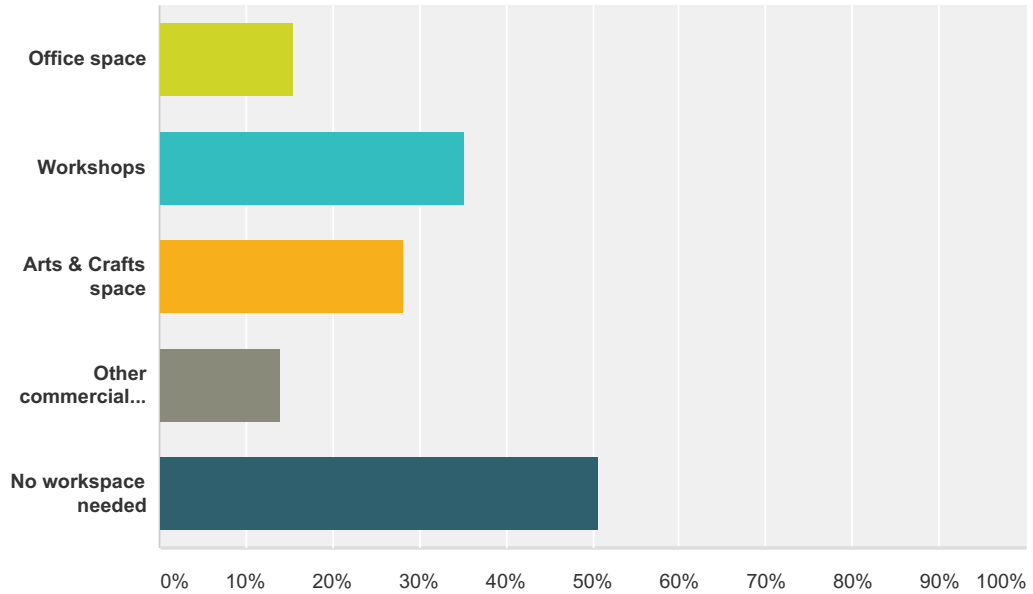
Answer Choice	Percentage	Count
None	10.67%	8
Affordable rented homes	57.33%	43
Older's person's accomodation	42.67%	32
Affordable homes to purchase	68.00%	51
Open market housing	6.67%	5
All of the above	10.67%	8

**Total Respondents: 75**

#	Other (please specify)	Date
1	Self build	11/20/2014 2:44 PM
2	Self-build, as long as for permanent occuancy (i.e. not second homes)	11/11/2014 8:11 AM
3	self builds	11/5/2014 11:13 AM
4	no more than 100 houses in total within the parish	11/1/2014 1:01 PM
5	Building plots to locals	10/27/2014 9:02 AM
6	day centre for the elderly, art gallery. workshops for local crafts/businesses etc	10/13/2014 3:23 AM
7	Depends where. The type of property must be compatible with it's immediate locality, even within a village. Not only it's visual footprint, but if necessary, it's access to services, and amenities.	10/3/2014 1:51 AM

**Q39 If a housing development could include workspaces for rent, what type of space might interest you? Please tick all that apply?**

Answered: 71 Skipped: 19



Answer Choices	Responses	Count
Office space	15.49%	11
Workshops	35.21%	25
Arts & Crafts space	28.17%	20
Other commercial space	14.08%	10
No workspace needed	50.70%	36

**Total Respondents: 71**

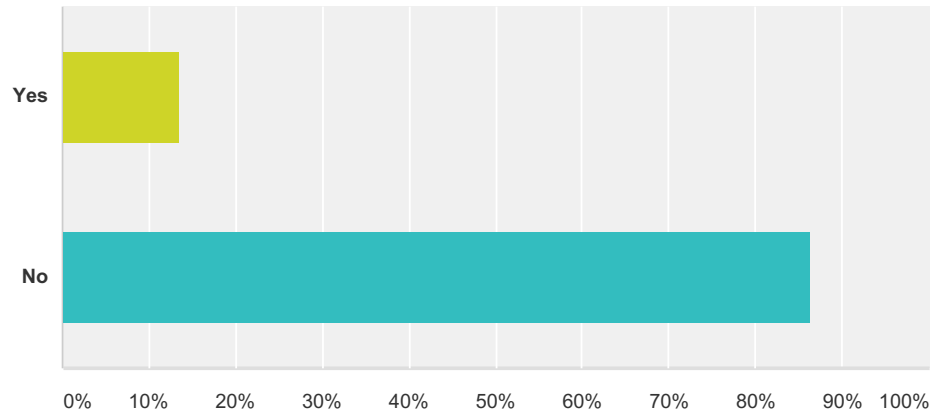
**Q40 If you are interested in any knid of workspace, how much weekly rent could you afford?**

Answered: 20 Skipped: 70

#	Responses	Date
1	100	11/11/2014 8:15 AM
2	£50-100	11/10/2014 11:53 AM
3	depends on size and amenities	11/5/2014 11:15 AM
4	£140 for minimum of seventy square metres	11/1/2014 1:12 PM
5	£45	10/30/2014 3:57 AM
6	£30	10/27/2014 2:58 PM
7	£50	10/27/2014 8:28 AM
8	£50	10/14/2014 9:02 AM
9	renting a bigger space occasionally for specific projects	10/13/2014 3:24 AM
10	£50	10/11/2014 7:01 AM
11	50	10/8/2014 11:06 AM
12	£30 to start off with until established clients were there.	10/8/2014 4:24 AM
13	40.00 a week	10/7/2014 7:13 AM
14	£50 pw maximum	10/5/2014 4:11 AM
15	£40.00	10/4/2014 9:27 AM
16	£25	10/3/2014 5:53 AM
17	50	10/3/2014 1:43 AM
18	as little as possible	10/2/2014 6:23 AM
19	60	10/2/2014 3:33 AM
20	50	10/2/2014 3:26 AM

### Q41 Do you own or know of any land that may be suitable for housing development?

Answered: 74 Skipped: 16

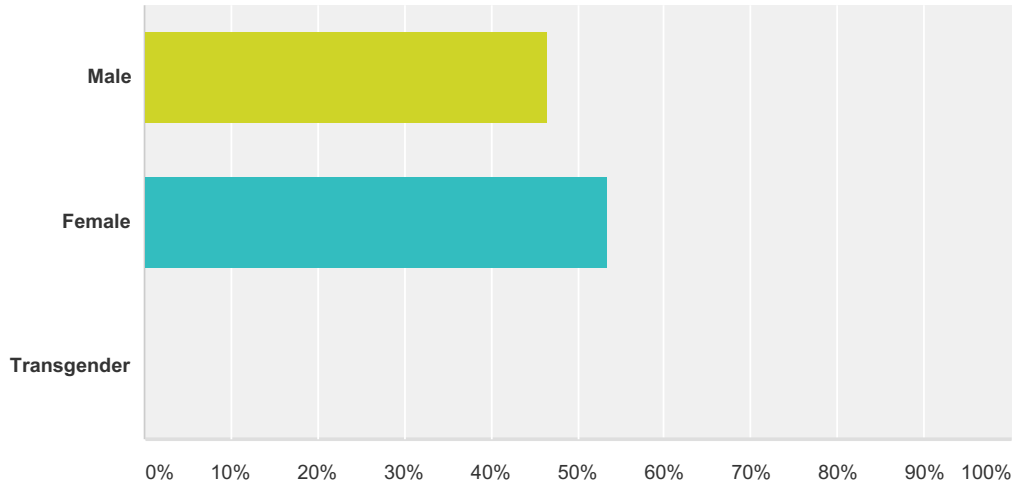


Answer Choices	Responses	
Yes	13.51%	10
No	86.49%	64
<b>Total</b>		<b>74</b>

#	If yes, please provide further details or a site address	Date
1	As shown on the village plan	11/10/2014 3:33 AM
2	Further development on site at Penbothdino Close as extension of last scheme of 8 homes by Housing Association- land owned by Mr Dunstan farmer	10/28/2014 4:48 AM
3	North west corner of the village opposite the school by Wheal Vyvyan lower end of the village where there is already development	10/28/2014 3:27 AM
4	Land designated by Cornwall Council under the County structure plan for development in Constantine.	10/14/2014 12:01 PM
5	Nans Avalon has planning permission for three houses, although not affordable, and has been derelict for a number of years.	10/12/2014 6:40 AM
6	Wheal Vyvyan. Trebarvah house at west end of village. Bosahan quarry	10/11/2014 7:02 AM
7	field by the school.	10/10/2014 3:57 AM
8	Field site at Brillwater Constantine.	10/3/2014 2:03 AM
9	Stop building houses. Too many people already. The school is already full. You will ruin the area.	10/2/2014 5:01 AM

### Q42 How do you describe your gender?

Answered: 71 Skipped: 19



**Answer Choices**

**Responses**

Male

46.48%

33

Female

53.52%

38

Transgender

0.00%

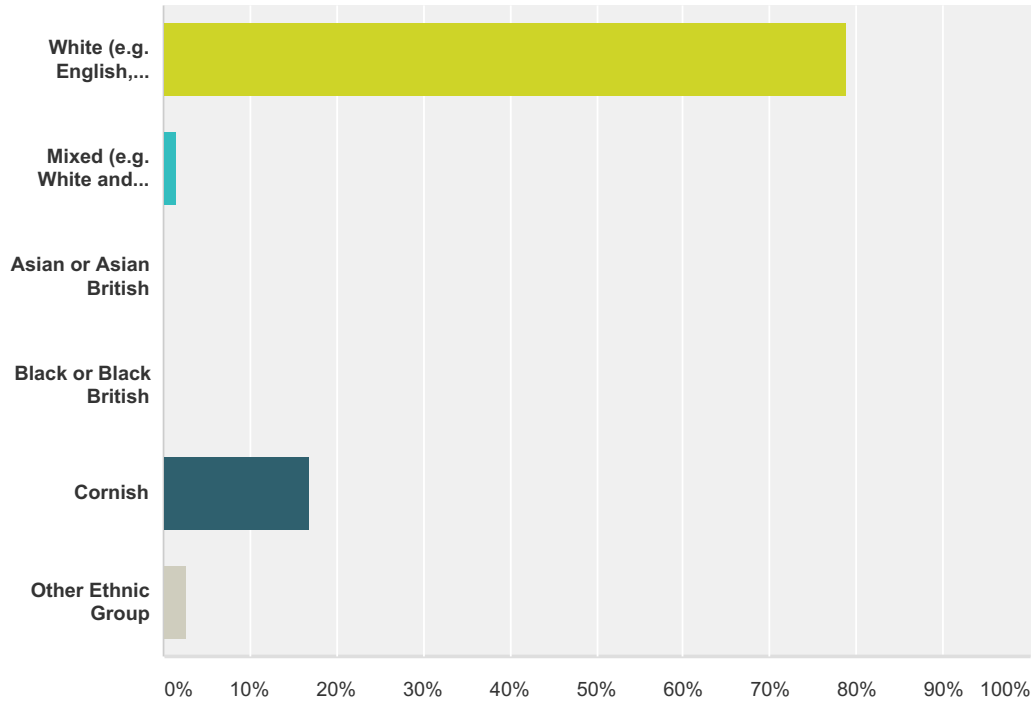
0

**Total**

**71**

**Q43 How do you describe your ethnic origin? (Please read carefully before selecting the ethnic group that you feel most closely reflects your background)**

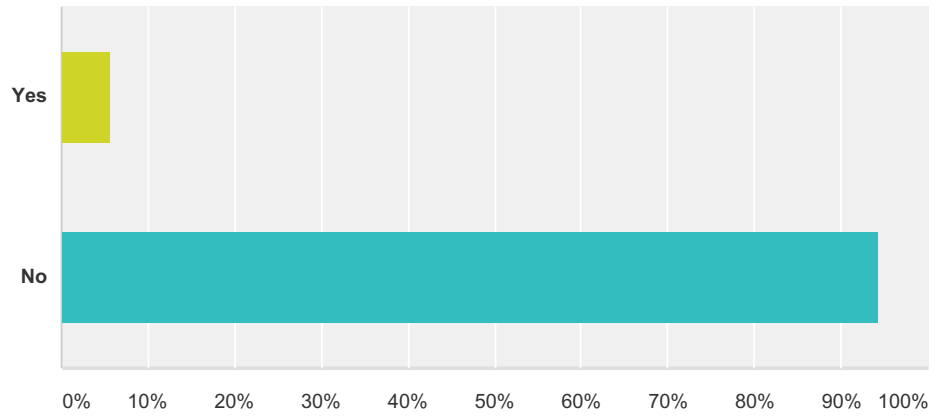
Answered: 71 Skipped: 19



Answer Choices	Responses	
White (e.g. English, Scottish)	78.87%	56
Mixed (e.g. White and Asian)	1.41%	1
Asian or Asian British	0.00%	0
Black or Black British	0.00%	0
Cornish	16.90%	12
Other Ethnic Group	2.82%	2
<b>Total</b>		<b>71</b>

### Q44 Do you consider yourself to have a disability?

Answered: 70 Skipped: 20



**Answer Choices**

Yes

No

**Total**

**Responses**

5.71%

94.29%

4

66

**70**

**Q45 Is there anything we can do or put in place which would make it easier for us to offer you an equal service? (For example documents in large print)**

Answered: 9 Skipped: 81

#	Responses	Date
1	I consider myself both English and Cornish but can't tick both boxes above.	11/20/2014 2:47 PM
2	NO	10/24/2014 6:38 AM
3	No	10/22/2014 7:27 AM
4	No thanks	10/12/2014 6:40 AM
5	Yes fix our roads and clear up the roadside rubbish. I feel discriminated against that London gets fixed and cleaned and we don't.	10/3/2014 6:42 AM
6	No thanks.	10/3/2014 2:45 AM
7	arthritic hands mean that carrying the blue boxes down my drive is very painful, wheels would be useful, so would blue boxes that do not become brittle and split.	10/2/2014 8:35 AM
8	There was nowhere within the survey for us to express our opinions on housing in our area. Firstly we support sustainable housing (inc. yurts etc), selfbuilds. We would support affordable housing (granted it is appropriate), if it is actually affordable! Restrictions on the number of holiday homes.	10/2/2014 6:31 AM
9	This survey is bias towards building.	10/2/2014 5:03 AM