

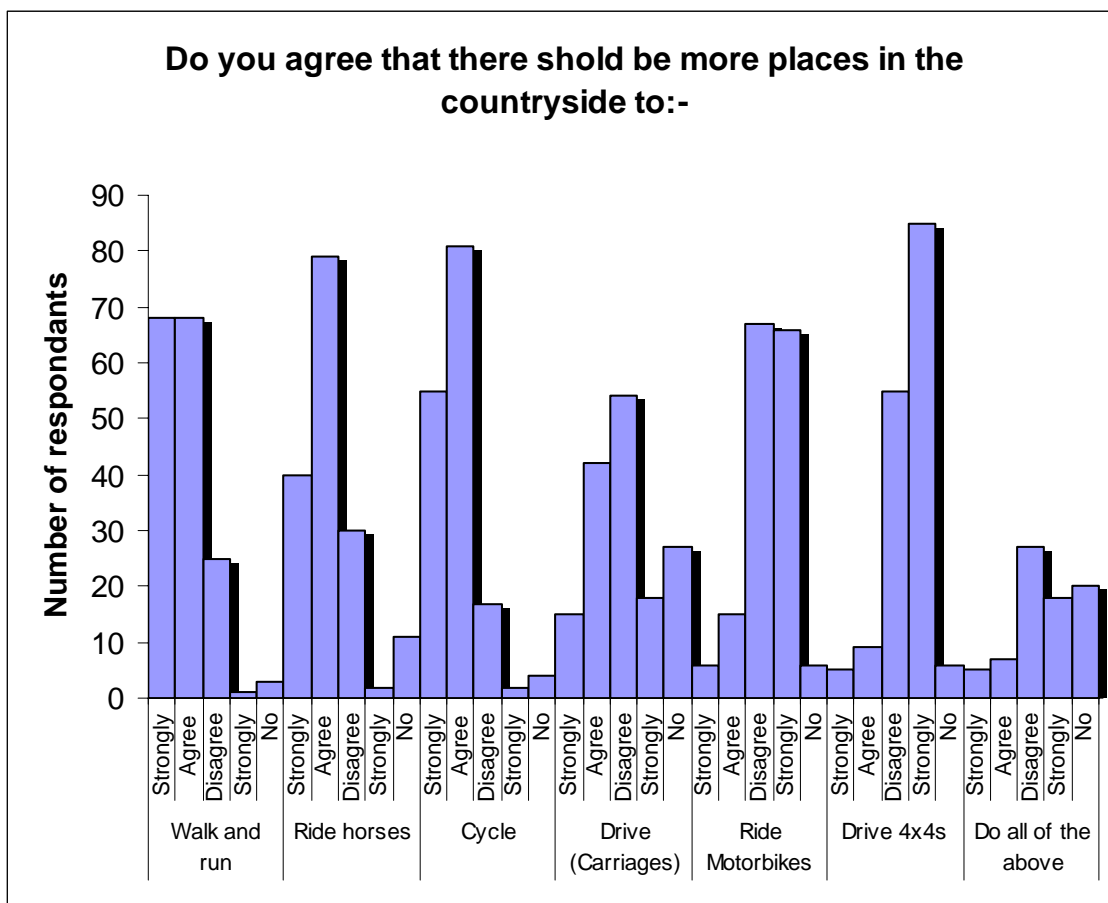
# **RIGHTS OF WAY IMPROVEMENT PLAN**

## **ORGANISATIONS QUESTIONNAIRE**

**January 2006**

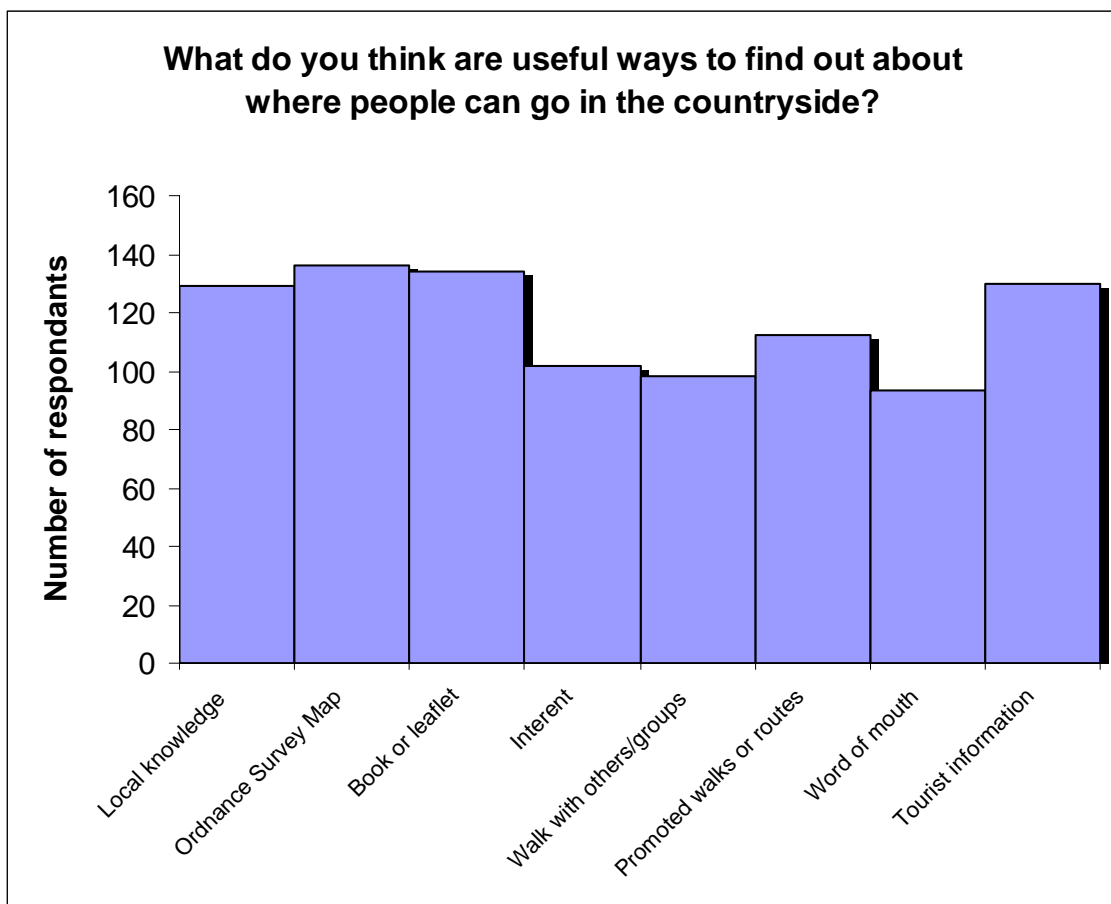
**Sally Lewis**

1. Do you agree there should be more places in the countryside to:-



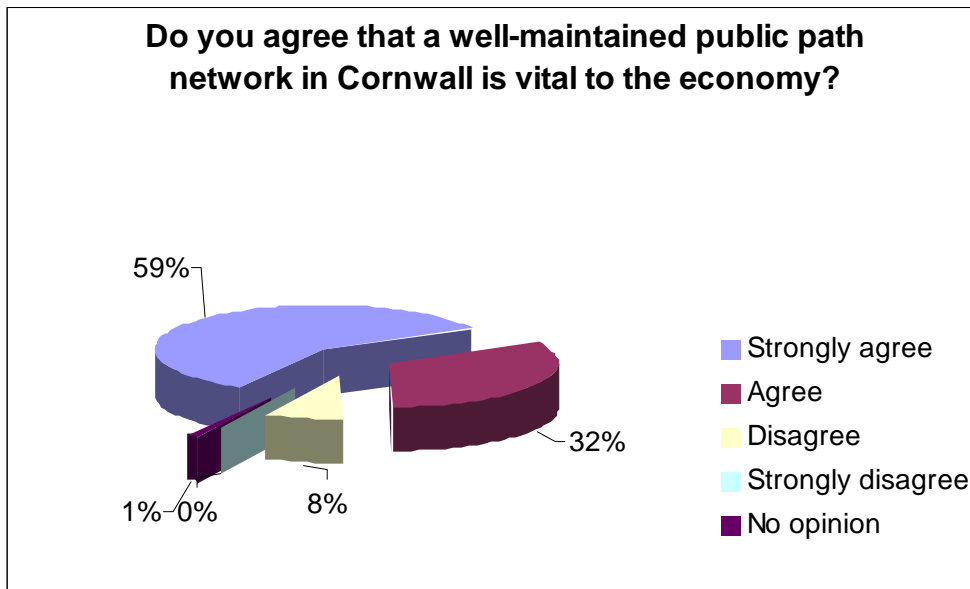
For this question the respondents were strongly in favour of more places in the countryside to walk and run (38.4% each for responses Strongly Agree and Agree,) and to cycle ( a combined percentage of 76.83 in the Strongly Agree and Agree categories.) Horse riders were also well represented, with 22.5% strongly agreeing and 44.63% agreeing that there should be more places to ride. The activity which was least popular was driving cars or 4x4s, which 48.02% of respondents strongly disagreed needed more places in the countryside. Riding motorbikes was another unfavourable activity, with 37.83% of respondents strongly disagreeing that more places are needed in the countryside to do this, and the same percentage disagreeing with the premise.

2. What do you think are useful ways to find out about where people can go in the countryside?



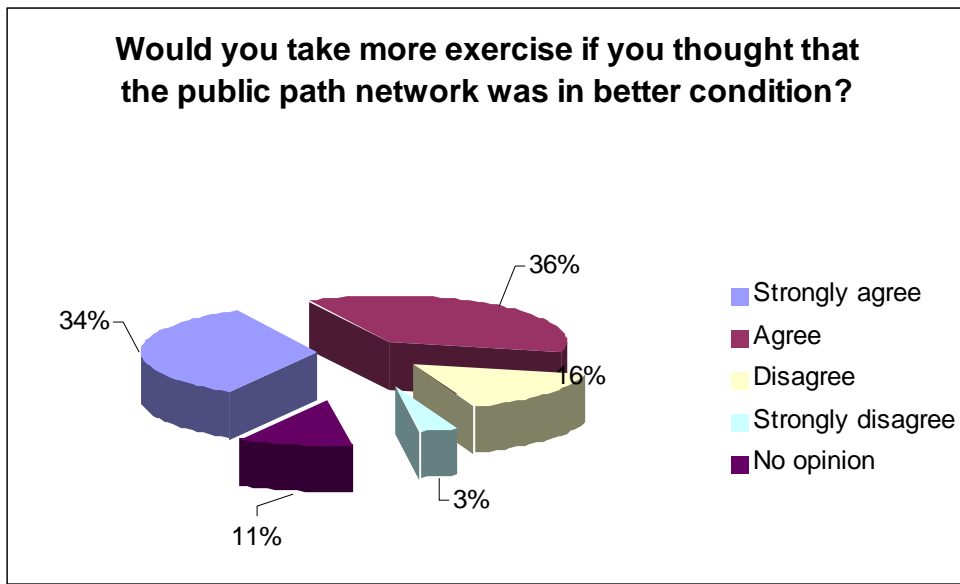
The respondents from organisations were invited to tick as many as applied to them in response to the question about seeking information. As a result, there was a consistent coverage of response and even the category chosen least, 'word of mouth', accrued 52.54% of the total responses. The most popular responses were 'ordnance survey maps' (76.83%) and books/leaflets (75.70%). A significant 57.62% considered the Internet as a useful way to find out about where people can go in the countryside, which may reflect access to/knowledge of computers within the workplace or organisation.

3. Do you agree that a well-maintained public path network in Cornwall is vital to the economy?



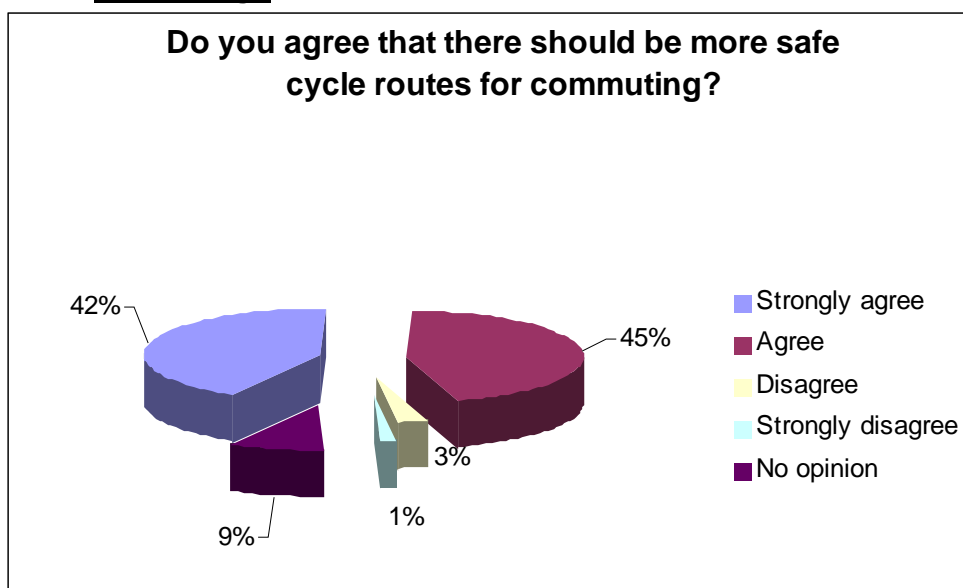
This question resulted in over half of the respondents strongly agreeing with the question and a further third (32%) agreeing. Those in disagreement were in the minority, with just 8% disagreeing and no respondents at all strongly disagreed.

4. Would you take more exercise if you thought that the public path network was in a better condition?



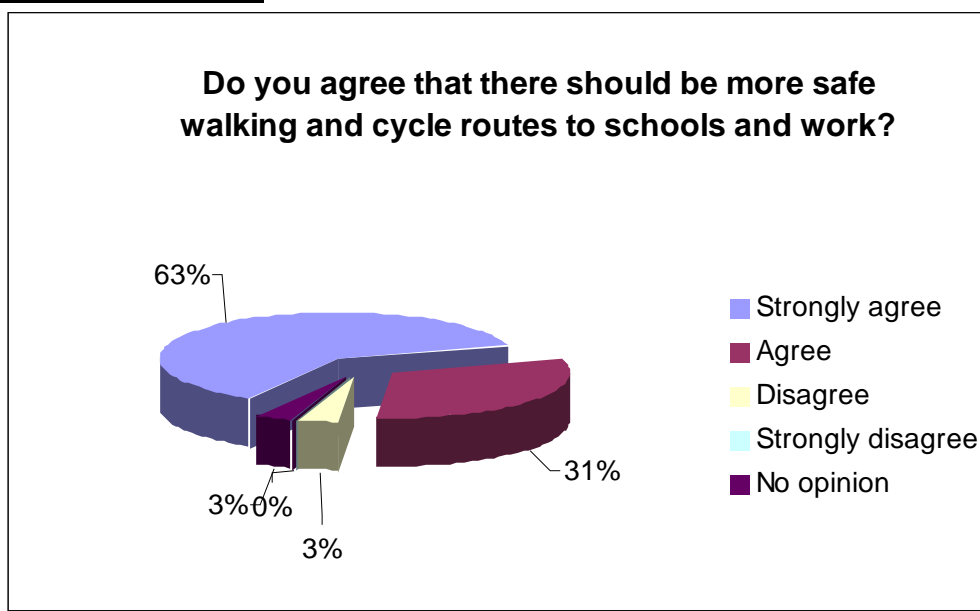
70% of respondents in total either agreed or strongly agreed that they would take more exercise if the public path network were in better condition (36:34%) although a combined 19% disagreed to a greater or lesser degree whether this would impact on their activities.

**5. Do you agree that there should be more safe cycle routes for commuting?**



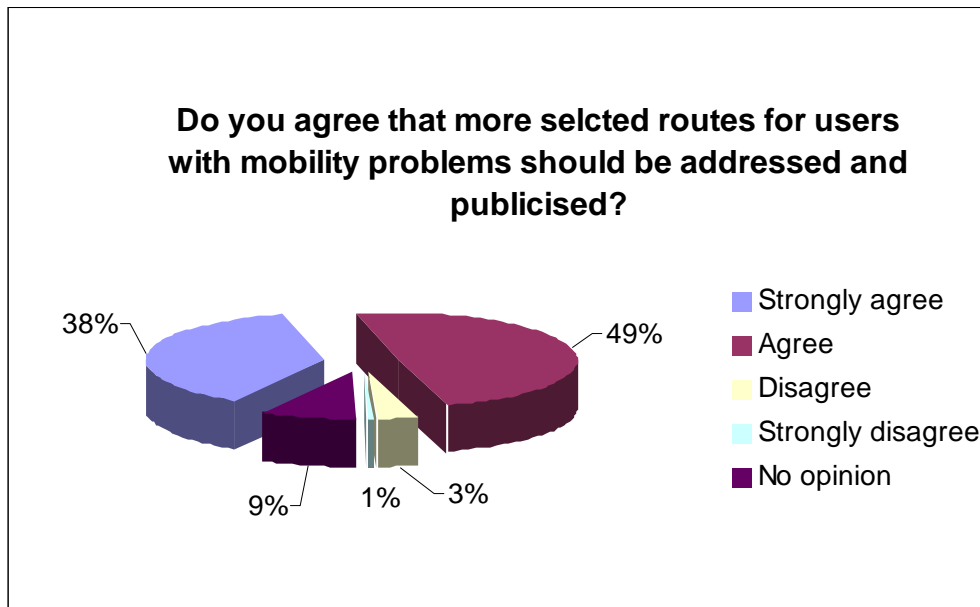
The majority of respondents gave a positive response to this question, with 45% agreeing that there should be more safe cycling routes for commuters. Only 4% of the sample either disagreed or strongly disagreed, although almost 10% held no opinion on this subject.

**6. Do you agree that there should be more safe walking and cycle routes to schools and work?**



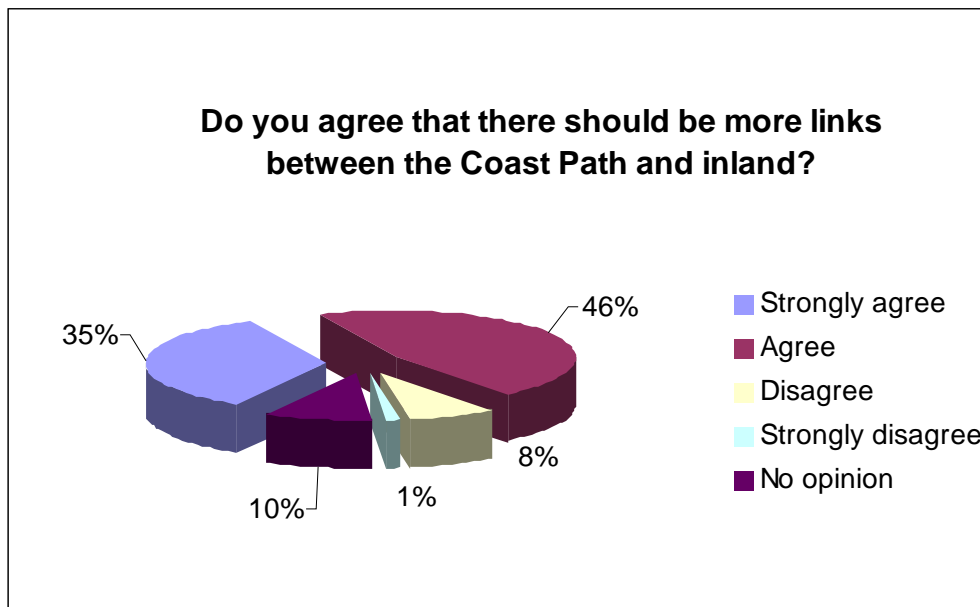
There was extremely strong agreement that there should be more safe routes to cycle to work and school (63%) and no respondents strongly disagreed with this suggestion. 4% of respondents were not in favour, demonstrating a high level of support for more safe routes.

7. **Do you agree that more selected routes for users with mobility problems should be addressed and publicised?**



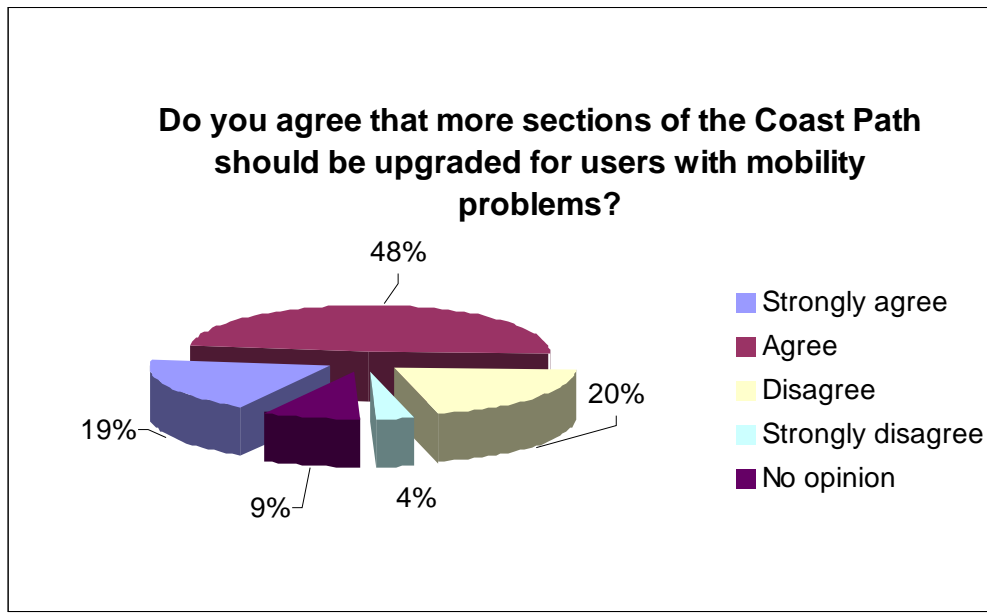
Over three quarters of the respondents either agreed or strongly agreed (87% combined) with this suggestion and just 4% disagreed to some extent. This affirms that routes for those with mobility problems is an area of concern to be address, although the result may be influenced by participants who are members of organisations related to mobility issues.

8. **Do you agree that there should be more links between the Coast Path and inland?**



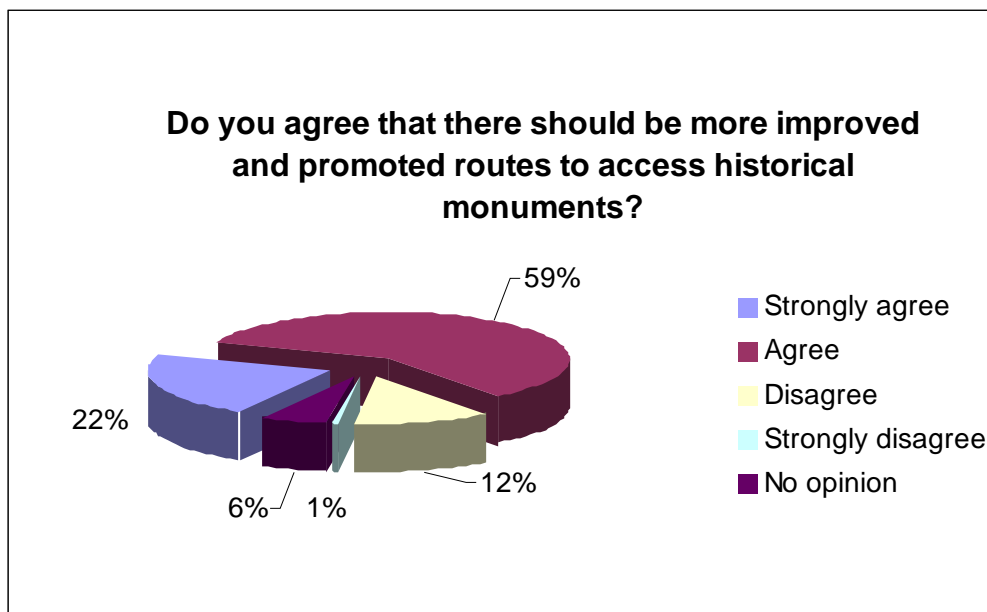
A significant minority (9%) opposed this suggested or had no opinion on the subject (10%) but the majority ( a combined 81%, 46:35) supported the suggestion, with just under half the respondents agreeing that there should be more links.

**9. Do you agree that more sections of the Coast Path should be upgraded for users with mobility problems?**



As with question 7, the majority supported this suggestion that access for users with mobility problems should be improved, with just under half respondents (48%) in agreement. However, a substantial minority of just under one quarter (24%) either disagreed or strongly disagreed with the suggestion, which may reflect the perceived unsuitability of the Coast Path generally for those with mobility problems.

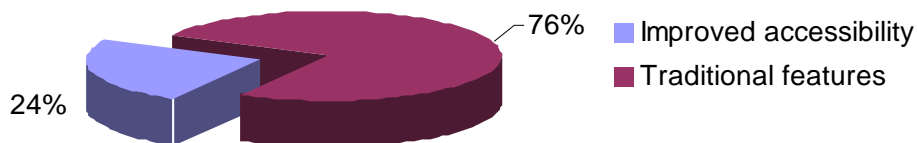
**10. Do you agree there should be more improved and promoted routes to access historical monuments?**



81% of respondents answered positively to this question, with 59% agreeing. 12% disagreed but only 1% were in strong disagreement.

**11. Given the choice between improving accessibility, e.g with gates, and conserving traditional features such as granite Cornish stiles, which would you prefer?**

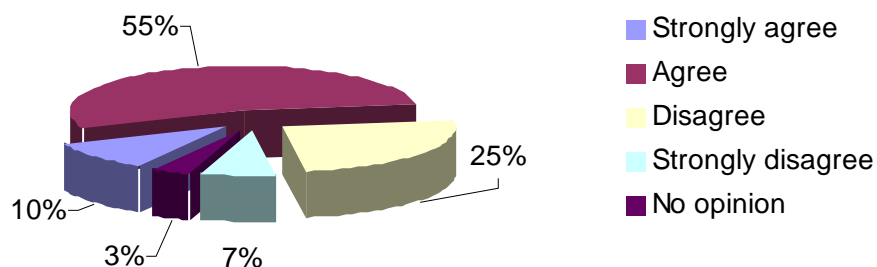
**Given the choice between improving accessibility, e.g with gates, and conserving traditional features such as granite Cornish stiles, which would you prefer?**



A strong majority of over three quarters of respondents (76%) believed conserving traditional features would be the preferred improvement, with 24% preferring to improve accessibility instead.

**12. Do you agree that the majority of public paths in your area are easy to use?**

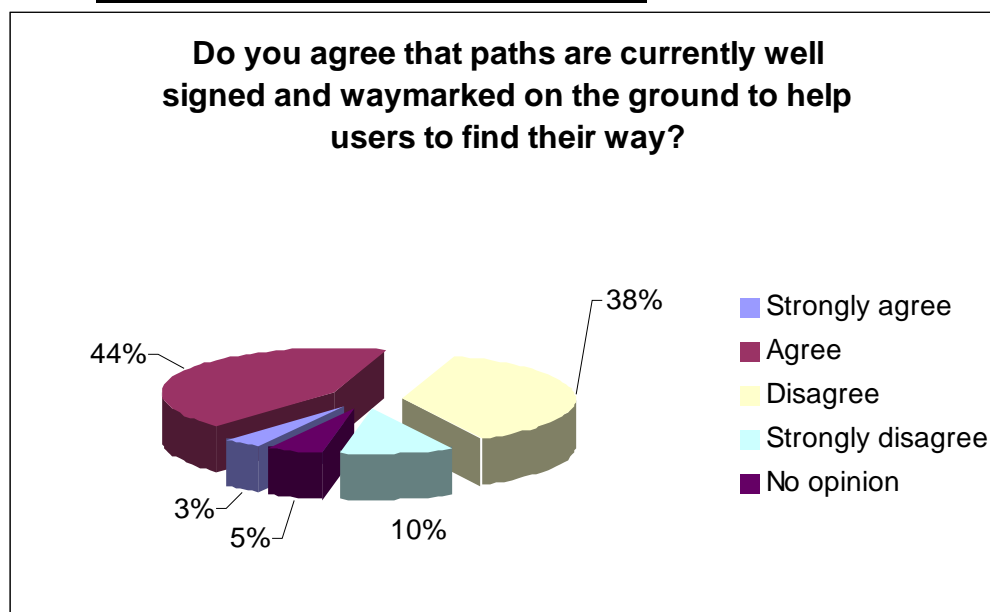
**Do you agree the majority of public paths in your area are easy to use?**



This question provided a broad range of responses, although over half of the group (55%) agreed that the majority of public paths in their area were easy to use. One quarter (25%) disagreed, however, and a further 7% were in strong disagreement. It would be useful to review these findings by correlating responses with the areas in which respondents lived, to give a clearer picture of where improvements may be required.

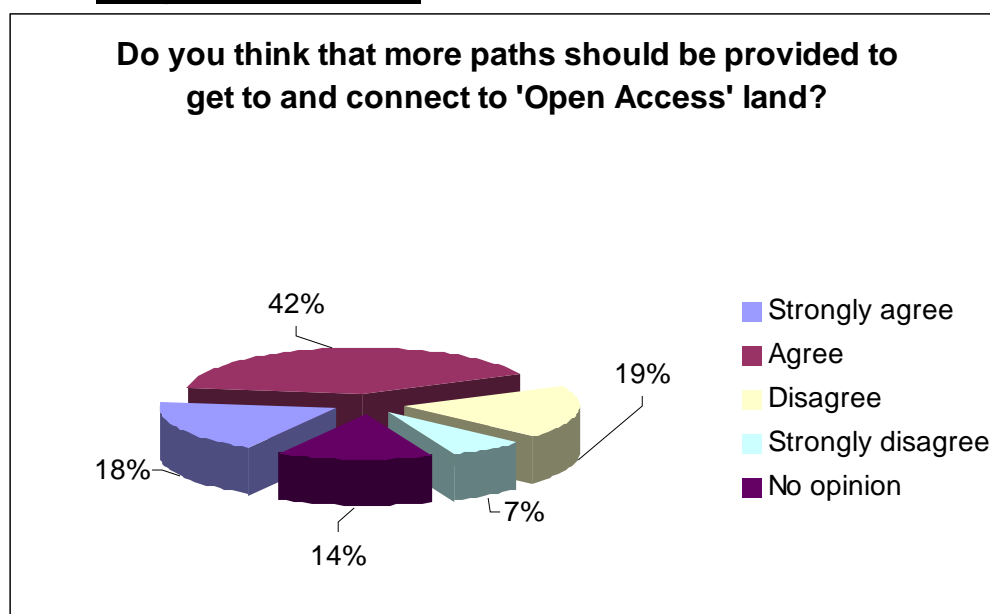


**13. Do you agree that paths are currently well signed and waymarked on the ground helping users to find their way?**



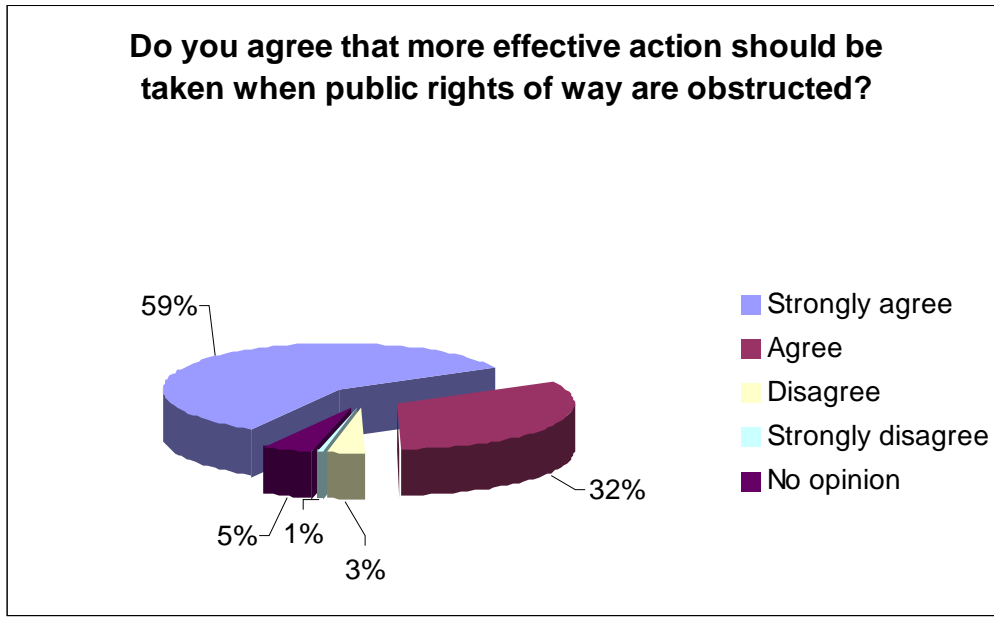
A significant number (38%) feel that paths are not currently well signed or waymarked, and 10% strongly dispute that they are. Less than half respondents (47%) agree that they are well signed / waymarked, and this supports findings from other consultations.

**14. Do you think that more paths should be provided to get to and connect to 'Open Access' land?**



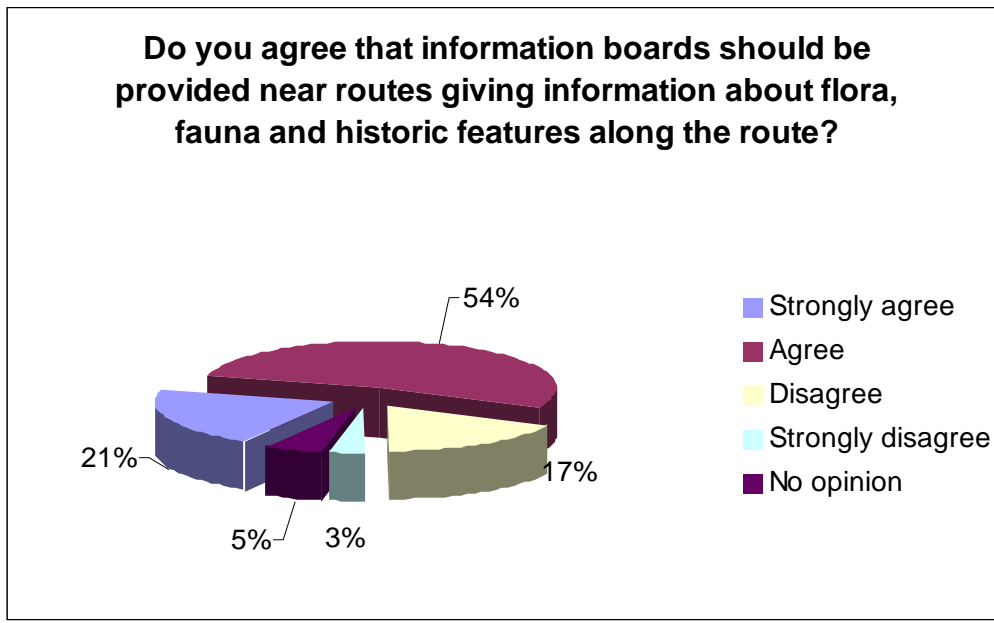
Over half of respondents (60%) were in agreement with this suggestion but a significant 14% of the group had no opinion on this subject.

**15. Do you agree that more effective action should be taken when public rights of way are obstructed?**



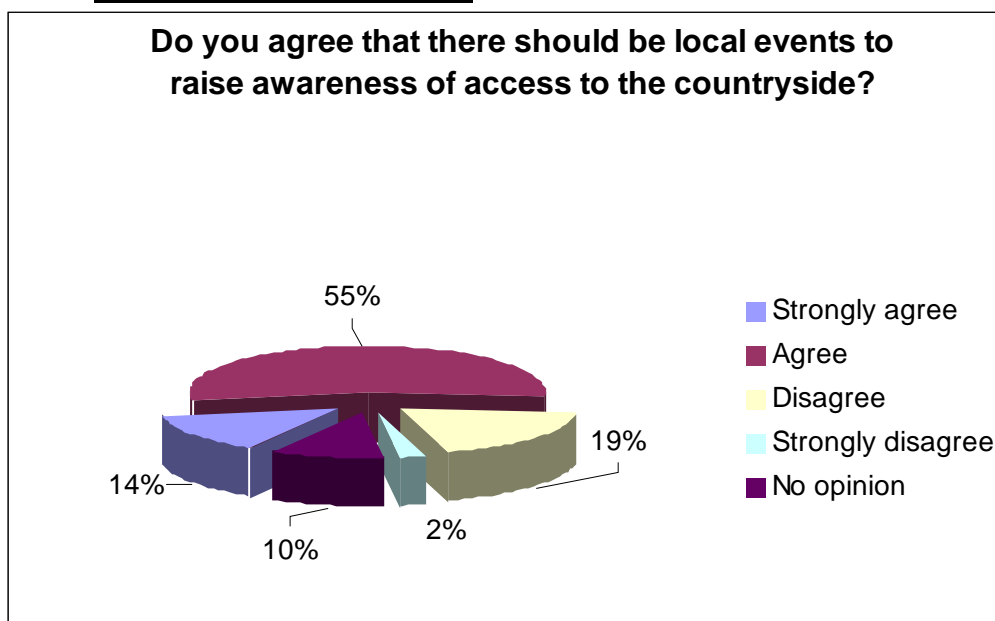
The findings for this question reflect similar responses given on this subject in other consultation. The majority (a high 59%) strongly agree, with a further 32% agreeing, which indicates strong feeling on this issue of effective action being taken when ROW are obstructed. Just 4% disagreed at any extent.

**16. Do you agree that information boards should be provided near routes giving information about flora, fauna and historic features along the route?**



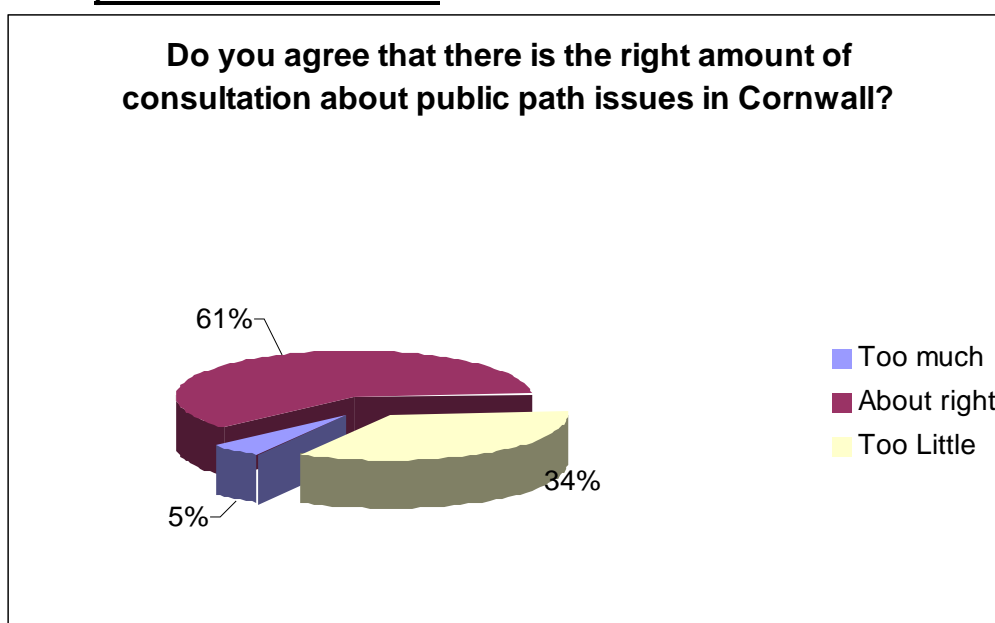
One fifth of respondents either disagreed or strongly disagreed (3:17%) about the provision of information boards on routes and the majority (54%) agreed they were needed. 5% of the group held no opinion.

**17. Do you agree that there should be local events to raise awareness of access to the countryside?**



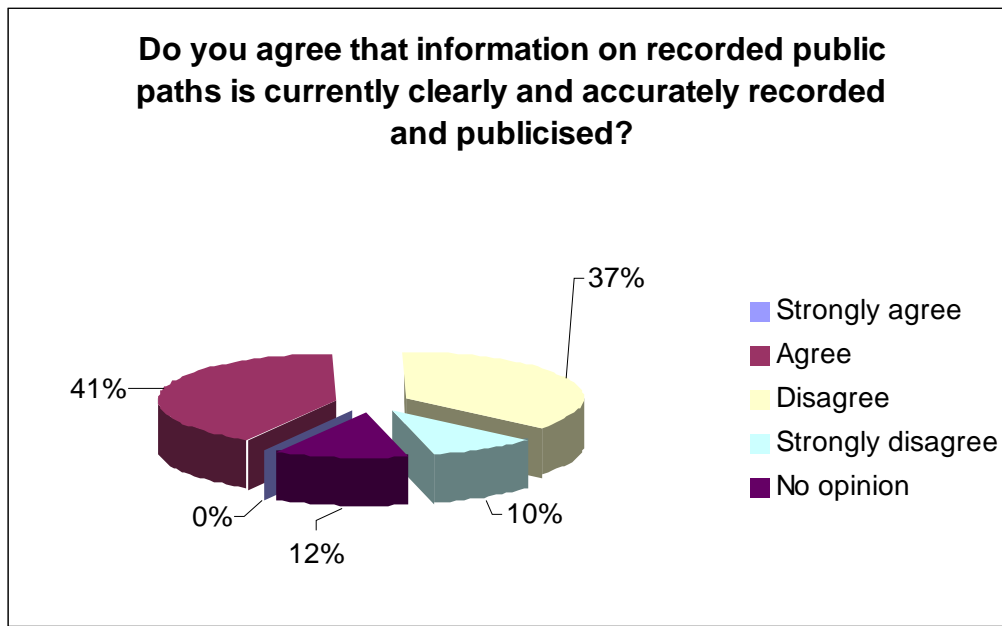
Just over one half of respondents (55%) agreed with this suggestion and a further 14% were in strong agreement. 22% opposed the suggestion, however, and a tenth of the group gave no opinion.

**18. Do you agree that there is the right amount of consultation about public path issues in Cornwall?**



It was felt by this group (organisations) that the level of consultation is currently 'about right' (61%) but a significant third (34%) feel there is too little consultation. A small minority of 5% considered that there is too much.

**19. Do you agree that information on recorded public paths is currently clearly and accurately recorded and publicised?**



The greater number of respondents answered that they disagreed (37%) or strongly disagreed (10%) with this suggestion. Although a significant number (12%) put forward no opinion at all, only a further 41% agreed, and none at all strongly agreed.